



deanta

deanta.co.uk



The Urban Collection (page 08)



Oak Collection (page 30)



Pocket Door Systems (page 144)



Walnut Collection (page 84)



Grey Ash Collection (page 98)



Skirting, architrave & door linings (page 150)



White Primed Collection (page 108)



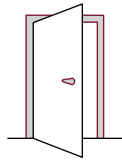
Folding Systems (page 138)



Hardware (page 154)

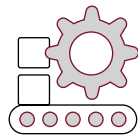
CONTENTS

Why choose Deanta	PAGE 06
The Urban Collection	PAGE 08
Oak Collection	PAGE 30
Walnut Collection	PAGE 84
Grey Ash Collection	PAGE 98
White Primed Collection	PAGE 108
Folding Systems	PAGE 138
Pocket Door Systems	PAGE 144
Skirting, architrave & door linings	PAGE 150
Hardware	PAGE 154
PAS 24 Security Doorsets	PAGE 172
Deanta Architectural	PAGE 174
Deanta Bespoke	PAGE 178
Bespoke glazing	PAGE 180
Fire safety	PAGE 182
Our commitment to the environment	PAGE 184
Important information	PAGE 186



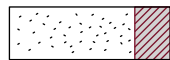
20 years' experience

Deanta offers over 20 years' experience in supplying internal doors and ironmongery.



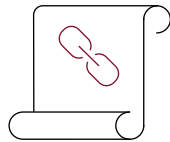
Manufactured by Deanta

Our doors are made in Deanta's own manufacturing facility.



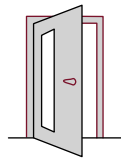
Lippings

Deanta doors have one of the largest solid lippings in the UK interior door market.



Chain of certification

Deanta has a complete chain of certification with Certifire and BM TRADA Q-Mark to provide the highest quality products.



In-house glazing centre

Glazed doors are cut and glazed in Deanta's own state-of-the-art glazing centre in Cambridgeshire.




Natural grain

All of Deanta's oak, walnut and light / dark grey ash doors have the look and feel of real timber.



Quality control

Deanta's quality control processes ensure provision of robust, solid core doors of the highest quality.



Leading UK distributor

Deanta is one of the UK's leading distributors of premium internal doors, ensuring your order is delivered smoothly and efficiently.



Hand-picked veneers

Deanta doors are made from specially selected veneers from North America.

Why choose Deanta

We are not just another door company. We manufacture a wide range of beautifully designed stylish interior doors for the UK market. Our doors are made to the highest possible standard with only the finest materials paired with unsurpassed craftsmanship, ensuring you always get the best from your Deanta door. With over 20 years' experience in interior door design, manufacture and supply, Deanta has built a reputation for quality coupled with forward-thinking innovation.

Our commitment to quality

Customer satisfaction is Deanta's utmost priority. We achieve this by continuously pushing the boundaries to ensure that our products and services surpass the needs of our customers and inspire end-users. As a UK manufacturer producing doors, glazing options and ancillary products in-house we are able to ensure high quality production and an uninterrupted, managed supply chain. We are confident that every Deanta door is expertly made from quality materials, ensuring you get the best from your contemporary Deanta door.

Deanta produce robust, solid core doors that are finished with specially selected crown cut and diamond cut veneers from North America. Our prefinished black and white primed doors also feature solid cores providing extra strength and stability, making them the best in the UK market. With one of the largest solid lippings available in the UK internal door market, our doors can be adapted to fit into any sized opening. Our oak, walnut, light / dark grey ash and white primed doors can have a total 32mm off the width and height of the door. Our fire doors have 30mm lippings, Urban Collection has 3mm and 6mm lippings on our Architecture range.

Our design team take inspiration from the latest interior design trends to create new, exciting styles to add to our ever-growing collection. And our rigorous testing procedures ensure that only the best doors make it to market.

Our commitment to safety

Fire safety is at the core of our business. Deanta fire doors are extensively tested by independent third-party certification schemes to ensure the maximum level of safety. All our fire doors are BM TRADA Q-Mark and a selection of doors have Certifire accreditation too.

Our commitment to the environment

We are passionate about protecting the environment and our planet. We are constantly pushing the boundaries to ensure that, as part of our corporate social responsibility, we develop ways to reduce, reuse and recycle the waste we use. Our vision is to revolutionise the door industry and we have a strong set of beliefs that run through everything we do.





URBAN COLLECTION

The Urban Collection is our new range of industrial-style doors. It takes inspiration from the stripped back, lofty look of warehouses, factories and other industrial structures and features a range of four striking panelled door styles to bring the industrial design look to your home.



URBAN COLLECTION / BLACK

Features:

- Prefinished and ready to hang
- Choice of glazing options – clear toughened glass or tinted glass
- Solid softwood core for extra strength, stability and robustness
- 3mm can be taken off the width and height of each door
- Extensive range of compatible ironmongery to complete the look
- Covered by Deanta 10 year warranty

With an elegant asymmetrical profile and bold lines, the Brixton brings an element of luxury and class to any interior design scheme.

SOLID OPTION SIZES:

- 1981 x 610 x 35mm
- 1981 x 686 x 35mm
- 1981 x 762 x 35mm
- 1981 x 838 x 35mm
- 2040 x 726 x 40mm
- 2040 x 826 x 40mm

GLAZED OPTION SIZES:

- 1981 x 610 x 35mm
- 1981 x 686 x 35mm
- 1981 x 762 x 35mm
- 1981 x 838 x 35mm
- 2040 x 726 x 40mm
- 2040 x 826 x 40mm

Available in clear or tinted glass

10
YEAR
WARRANTY



Featured: Brixton prefinished black Handle: Argo satin brass finish (page 158)



Featured: Brixton prefinished black clear glazed



Featured: Brixton prefinished black tinted glazed

The prefinished black Camden door fits straight into any interior with its geometric style it will complement your style, effortlessly.

SOLID OPTION SIZES:

- 1981 x 610 x 35mm
- 1981 x 686 x 35mm
- 1981 x 762 x 35mm
- 1981 x 838 x 35mm
- 2040 x 726 x 40mm
- 2040 x 826 x 40mm

GLAZED OPTION SIZES:

- 1981 x 610 x 35mm
- 1981 x 686 x 35mm
- 1981 x 762 x 35mm
- 1981 x 838 x 35mm
- 2040 x 726 x 40mm
- 2040 x 826 x 40mm

Available in clear or tinted glass



Featured: Camden prefinished black clear glazed Handle: Argo matt black finish (page 158) Skirting and architrave: Shaker (page 152)



Featured: Camden prefinished black



Featured: Camden prefinished black tinted glazed

Simple straight lines creating a minimalistic industrial design makes the Dalston a stylish modern door for any interior.

SOLID OPTION SIZES:

- 1981 x 686 x 35mm
- 1981 x 762 x 35mm
- 1981 x 838 x 35mm
- 2040 x 726 x 40mm
- 2040 x 826 x 40mm

GLAZED OPTION SIZES:

- 1981 x 686 x 35mm
- 1981 x 762 x 35mm
- 1981 x 838 x 35mm
- 2040 x 726 x 40mm
- 2040 x 826 x 40mm

Available in clear or tinted glass

10
YEAR
WARRANTY



Featured: Dalston prefinished black Handle: Juno matt black finish (page 158) Skirting and architrave: Shaker (page 152)



Featured: Dalston prefinished black clear glazed



Featured: Dalston prefinished black tinted glazed

Bring the industrial style into your home with the striking five-panel prefinished black Shoreditch door. The perfect staple for any contemporary home this door will look on-trend in any setting.

SOLID OPTION SIZES:

- 1981 x 610 x 35mm
- 1981 x 686 x 35mm
- 1981 x 762 x 35mm
- 1981 x 838 x 35mm
- 2040 x 726 x 40mm
- 2040 x 826 x 40mm

GLAZED OPTION SIZES:

- 1981 x 610 x 35mm
- 1981 x 686 x 35mm
- 1981 x 762 x 35mm
- 1981 x 838 x 35mm
- 2040 x 726 x 40mm
- 2040 x 826 x 40mm

Available in clear or tinted glass



Featured: Shoreditch prefinished black tinted glazed Handle: Juno satin brass finish (page 158)



Featured: Shoreditch prefinished black



Featured: Shoreditch prefinished black clear glazed



URBAN COLLECTION / WHITE

Features:

- White primed, ready for a finish of your choice
- Choice of glazing options – clear toughened glass or tinted glass
- Solid softwood core for extra strength, stability and robustness
- 3mm can be taken off the width and height of each door
- Suitable for installation with Deanta Pocket Door Systems
- Extensive range of compatible ironmongery to complete the look
- Covered by Deanta 10 year warranty

With an elegant asymmetrical profile and bold lines, the Brixton brings an element of luxury and class to any interior design scheme.

SOLID OPTION SIZES:

- 1981 x 610 x 35mm
- 1981 x 686 x 35mm
- 1981 x 762 x 35mm
- 1981 x 838 x 35mm
- 2040 x 726 x 40mm
- 2040 x 826 x 40mm

GLAZED OPTION SIZES:

- 1981 x 610 x 35mm
- 1981 x 686 x 35mm
- 1981 x 762 x 35mm
- 1981 x 838 x 35mm
- 2040 x 726 x 40mm
- 2040 x 826 x 40mm

Available in clear or tinted glass

10
YEAR
WARRANTY



Featured: Brixton white primed clear glazed Handle: Argo matt black finish (page 158) Skirting and architrave: Shaker (page 152)



Featured: Brixton white primed



Featured: Brixton white primed tinted glazed

The Camden door with its understated three-panel design is at the heart of the industrial style trend. The white primed Camden fits straight into any interior with its geometric style it will complement your style, effortlessly.

SOLID OPTION SIZES:

- 1981 x 610 x 35mm
- 1981 x 686 x 35mm
- 1981 x 762 x 35mm
- 1981 x 838 x 35mm
- 2040 x 726 x 40mm
- 2040 x 826 x 40mm

GLAZED OPTION SIZES:

- 1981 x 610 x 35mm
- 1981 x 686 x 35mm
- 1981 x 762 x 35mm
- 1981 x 838 x 35mm
- 2040 x 726 x 40mm
- 2040 x 826 x 40mm

Available in clear or tinted glass



Featured: Camden white primed clear glazed Handle: Round flush handle matt black finish (page 166) Skirting and architrave: Shaker (page 152)



Featured: Camden white primed



Featured: Camden white primed tinted glazed

Simple straight lines creating a minimalistic industrial design makes the Dalston a stylish modern door for any interior.

SOLID OPTION SIZES:

- 1981 x 686 x 35mm
- 1981 x 762 x 35mm
- 1981 x 838 x 35mm
- 2040 x 726 x 40mm
- 2040 x 826 x 40mm

GLAZED OPTION SIZES:

- 1981 x 686 x 35mm
- 1981 x 762 x 35mm
- 1981 x 838 x 35mm
- 2040 x 726 x 40mm
- 2040 x 826 x 40mm

Available in clear or tinted glass

10
YEAR
WARRANTY



Featured: Dalston white primed Handle: Argo matt black finish (page 158) Skirting and architrave: Shaker (page 152)



Featured: Dalston white primed clear glazed



Featured: Dalston white primed tinted glazed

Bring the industrial style into your home with the striking five-panel white primed Shoreditch door. The perfect staple for any contemporary home this door will look on-trend in any setting.

SOLID OPTION SIZES:

- 1981 x 610 x 35mm
- 1981 x 686 x 35mm
- 1981 x 762 x 35mm
- 1981 x 838 x 35mm
- 2040 x 726 x 40mm
- 2040 x 826 x 40mm

GLAZED OPTION SIZES:

- 1981 x 610 x 35mm
- 1981 x 686 x 35mm
- 1981 x 762 x 35mm
- 1981 x 838 x 35mm
- 2040 x 726 x 40mm
- 2040 x 826 x 40mm

Available in clear or tinted glass



Featured: Shoreditch white primed Handle: Argo satin brass finish (page 158)



Featured: Shoreditch white primed clear glazed



Featured: Shoreditch white primed tinted glazed



OAK COLLECTION

Features:

- A range of finishes within the oak Feature Collection: unfinished or prefinished real North American white oak veneer
- Crown cut veneer / diamond cut veneer
- All prefinished doors are FSC® certified
- Glazing options within the oak Feature Collection include: clear toughened glass, frosted glass, bevelled glass or v-grooved glass
- Solid core for extra strength, stability and robustness
- 32mm can be taken off the width and height of standard doors
- Please refer to our website for details of trimming fire doors
- Bespoke sizes are available
- Covered by Deanta 10 year warranty



Featured: Amalfi prefinished oak Handle: Fortuna satin finish (page 156) Skirting and architrave: Half splayed white primed (page 152)

AMALFI PREFINISHED OAK

With its perfect symmetry and smooth, bevelled-cut curves, this beautiful Amalfi door showcases the natural grain of crown cut oak veneer. The glazed door features a long, oval pane for a lighter, airy feel.

SOLID OPTION SIZES:

- 1981 x 610 x 35mm / 44mm 🔥
- 1981 x 686 x 35mm / 44mm 🔥
- 1981 x 762 x 35mm / 44mm 🔥
- 1981 x 838 x 35mm / 44mm 🔥

GLAZED OPTION SIZES:

- 1981 x 610 x 35mm
- 1981 x 686 x 35mm
- 1981 x 762 x 35mm
- 1981 x 838 x 35mm

🔥 Fire door option

Available in clear toughened glass

10
YEAR
WARRANTY

Timber Fire Door Manufacture

The mark of responsible forestry



Featured: Amalfi prefinished oak clear glazed Handle: Round flush satin chrome finish (page 166) Skirting and architrave: Shaker oak (page 152)



Featured: Augusta prefinished oak Handle: Fortuna satin finish (page 156) Skirting and architrave: Shaker white primed (page 152)

AUGUSTA PREFINISHED OAK

Consisting only of five horizontal panels, this contemporary Augusta door perfectly showcases the beauty of crown cut real North American white oak veneer.

SOLID OPTION SIZES:

- 1981 x 610 x 35mm / 44mm 🔥
- 1981 x 686 x 35mm / 44mm 🔥
- 1981 x 762 x 35mm / 44mm 🔥
- 1981 x 838 x 35mm / 44mm 🔥

🔥 Fire door option

GLAZED OPTION SIZES:

- 1981 x 610 x 35mm / 44mm 🔥
- 1981 x 686 x 35mm / 44mm 🔥
- 1981 x 762 x 35mm / 44mm 🔥
- 1981 x 838 x 35mm / 44mm 🔥

Available in clear toughened glass
Bespoke glazing available

10
YEAR
WARRANTY

Timber Fire Door Manufacture

The mark of responsible forestry



Featured: Augusta prefinished oak clear glazed Handle: Invictus matt: satin black finish (page 157) Skirting and architrave: Ulysses white primed (page 153)



Featured: Biarritz prefinished oak Handle: Fortuna satin finish (page 156) Skirting and architrave: Victoriana white primed (page 153)

BIARRITZ PREFINISHED OAK

The Biarritz door is finished with bevelled-edged panels of real North American white oak veneer. In the glazed door, these panels are replaced by panes of clear bevelled glass, providing a sense of space and fluidity.

SOLID OPTION SIZES:

- 1981 x 610 x 35mm / 44mm
- 1981 x 686 x 35mm / 44mm
- 1981 x 762 x 35mm / 44mm
- 1981 x 838 x 35mm / 44mm

GLAZED OPTION SIZES:

- 1981 x 610 x 35mm
- 1981 x 686 x 35mm
- 1981 x 762 x 35mm
- 1981 x 838 x 35mm

Fire door option

Available in clear bevelled glass

10
YEAR
WARRANTY

Timber Fire
Door
Manufacture

The mark of
responsible forestry



Featured: Biarritz prefinished oak clear bevelled glazed Handle: Fortuna satin (page 156) Skirting and architrave: Victoriana white primed (page 153)



Featured: Bristol unfinished oak clear glazed Handle: Augustus matt / polished chrome finish (page 156) Skirting and architrave: Shaker oak (page 152)

BRISTOL UNFINISHED OAK

The beautiful Bristol glazed oak door brings a sense of space and fluidity to a home. Set within specially selected oak veneer, the Bristol's 10 panes of clear bevelled glass provide light and open-plan breathability.

GLAZED OPTION SIZES:

- 1981 x 610 x 35mm
- 1981 x 686 x 35mm
- 1981 x 762 x 35mm
- 1981 x 838 x 35mm

Available in clear bevelled glass



Featured: Bristol unfinished oak clear bevelled glazed Handle: Fortuna satin (page 156) Skirting and architrave: Victoriana white primed (page 153)



Featured: Bury prefinished oak Handle: Veritas polished chrome finish (page 157) Skirting and architrave: Shaker white primed (page 152)

BURY PREFINISHED OAK

The neatly symmetrical Bury door features four bevelled-edged panels of crown cut oak veneer. In the glazed door, the two top panels are replaced by panes of clear bevelled glass – adding a lively glint to this lovely door.

SOLID OPTION SIZES:

- 1981 x 610 x 35mm / 44mm 🔥
- 1981 x 686 x 35mm / 44mm 🔥
- 1981 x 762 x 35mm / 44mm 🔥
- 1981 x 838 x 35mm / 44mm 🔥
- 2032 x 813 x 35mm
- 2040 x 626 x 40mm
- 2040 x 726 x 40mm
- 2040 x 826 x 40mm / 44mm 🔥

GLAZED OPTION SIZES:

- 1981 x 610 x 35mm
- 1981 x 686 x 35mm / 44mm 🔥
- 1981 x 762 x 35mm / 44mm 🔥
- 1981 x 838 x 35mm / 44mm 🔥
- 2032 x 813 x 35mm
- 2040 x 626 x 40mm
- 2040 x 726 x 40mm
- 2040 x 826 x 40mm

🔥 Fire door option

Available in clear bevelled glass for 35mm and 40mm

🔥 Fire door options clear glazed only

10
YEAR
WARRANTY



The mark of
responsible forestry



Featured: Bury prefinished oak clear bevelled glazed Handle: Augustus matt / polished chrome finish (page 156) Skirting and architrave: Half splayed white primed (page 152)



Featured: Cadiz prefinished oak Handle: Augustus matt / polished chrome finish (page 156) Skirting and architrave: Shaker white primed (page 152)

CADIZ PREFINISHED OAK

This gorgeous door is finished in real North American white oak veneer, crown cut for those long, complex grain patterns. Unusual in its lack of symmetry, the Cadiz oak door is about colour, curves, and fluidity.

SOLID OPTION SIZES:

- 1981 x 610 x 35mm / 44mm
- 1981 x 686 x 35mm / 44mm
- 1981 x 762 x 35mm / 44mm
- 1981 x 838 x 35mm / 44mm

GLAZED OPTION SIZES:

- 1981 x 610 x 35mm
- 1981 x 686 x 35mm
- 1981 x 762 x 35mm
- 1981 x 838 x 35mm

Fire door option

Available in clear toughened glass

10
YEAR
WARRANTY

Timber Fire Door Manufacture



Featured: Cadiz prefinished oak clear glazed Handle: Augustus matt / polished chrome finish (page 156) Skirting and architrave: Shaker oak (page 152)



Featured: Cambridge unfinished oak Handle: Hadrian matt satin black finish (page 156) Skirting and architrave: Traditional oak (page 152)

CAMBRIDGE UNFINISHED OAK

An updated 1930s classic design that exudes a sense of timelessness and understated elegance. The Cambridge oak door is perfect for any room in the home.

SOLID OPTION SIZES:

- 1981 x 610 x 35mm / 44mm 🔥
- 1981 x 686 x 35mm / 44mm 🔥
- 1981 x 762 x 35mm / 44mm 🔥
- 1981 x 838 x 35mm / 44mm 🔥
- 2032 x 813 x 35mm / 44mm 🔥

GLAZED OPTION SIZES:

- 1981 x 610 x 35mm
- 1981 x 686 x 35mm
- 1981 x 762 x 35mm
- 1981 x 838 x 35mm
- 2032 x 813 x 35mm

🔥 Fire door option

Available in frosted toughened glass



Featured: Cambridge unfinished oak frosted glazed Handle: Hadrian matt satin black finish (page 156) Skirting and architrave: Victoriana white primed (page 153)



Featured: Coventry prefinished oak Handle: Augustus matt / polished chrome finish (page 156) Skirting and architrave: Half splayed white primed (page 152)

COVENTRY PREFINISHED & UNFINISHED OAK

The Coventry oak door is equally at home in a farmhouse, cottage, apartment, newbuild, or townhouse. The minimalist style of this door is at once traditional and contemporary; striking and understated; rustic and sleek.

SOLID OPTION SIZES:

- 1981 x 533 x 35mm
- 1981 x 610 x 35mm / 44mm 🔥
- 1981 x 686 x 35mm / 44mm 🔥
- 1981 x 762 x 35mm / 44mm 🔥
- 1981 x 838 x 35mm / 44mm 🔥
- 2032 x 813 x 35mm / 44mm 🔥
- 2040 x 626 x 40mm
- 2040 x 726 x 40mm / 44mm 🔥
- 2040 x 826 x 40mm / 44mm 🔥
- 2040 x 926 x 40mm

🔥 Fire door option

GLAZED OPTION SIZES:

- 1981 x 610 x 35mm
- 1981 x 686 x 35mm / 44mm 🔥
- 1981 x 762 x 35mm / 44mm 🔥
- 1981 x 838 x 35mm / 44mm 🔥
- 2032 x 813 x 35mm
- 2040 x 726 x 40mm
- 2040 x 826 x 40mm

Available in clear or frosted toughened glass
🔥 Fire door options clear glazed only

Only prefinished door is FSC® certified



Featured: Coventry prefinished oak clear glazed



Featured: Coventry prefinished oak frosted glazed

ELY PREFINISHED & UNFINISHED OAK

The Ely oak door is the most popular style in the UK and complements almost any setting.

SOLID OPTION SIZES:

1981 x 457 x 35mm	2032 x 813 x 35mm
1981 x 533 x 35mm	2040 x 526 x 40mm
1981 x 610 x 35mm / 44mm 🔥	2040 x 626 x 40mm / 44mm 🔥
1981 x 686 x 35mm / 44mm 🔥	2040 x 726 x 40mm / 44mm 🔥
1981 x 711 x 35mm	2040 x 826 x 40mm / 44mm 🔥
1981 x 762 x 35mm / 44mm 🔥	2040 x 926 x 40mm / 44mm 🔥
1981 x 838 x 35mm / 44mm 🔥	

-  Fire door option
- Bespoke glazing options available
- Solid FD30 doors acoustic tested up to 31dB
- Only prefinished door is FSC® certified

10
YEAR
WARRANTY

Timber Fire Door
Manufacture











The mark of
responsible forestry



Featured: Ely prefinished oak Handle: Fortuna satin finish (page 156) Skirting and architrave: Shaker white primed (page 152)



Featured: Ely prefinished oak Handle: Fortuna Satin finish (page 156) Skirting and architrave: Shaker white primed (page 152)



Featured: Ely prefinished oak 1L Full v-grooved glazed Handle: Hadrian matt satin black finish (page 156) Skirting and architrave: Shaker oak (page 152)

ELY 1L & 1L FULL PREFINISHED & UNFINISHED OAK

The Ely oak door is the most popular style in the UK and complements almost any setting. The full-glazed and half-glazed options of this classic door are ideal for a modern home.

ELY 1L GLAZED SIZES:

- 1981 x 610 x 35mm
- 1981 x 686 x 35mm
- 1981 x 762 x 35mm
- 1981 x 838 x 35mm
- 2040 x 726 x 40mm
- 2040 x 826 x 40mm

Available in v-grooved glass

ELY 1L FULL GLAZED SIZES:

- 1981 x 610 x 35mm
- 1981 x 686 x 35mm
- 1981 x 762 x 35mm
- 1981 x 838 x 35mm
- 2040 x 626 x 40mm
- 2040 x 726 x 40mm
- 2040 x 826 x 40mm

Available in v-grooved glass

Only prefinished door is FSC® certified



The mark of responsible forestry



Featured: Ely prefinished oak 1L v-grooved glazed Handle: Fortuna satin finish (page 156) Skirting and architrave: Half splayed white primed (page 152)



Featured: Ely prefinished oak 5L clear glazed Handle: Fortuna satin finish (page 156) Skirting and architrave: Half splayed oak (page 152)

ELY 5L & 6L PREFINISHED & UNFINISHED OAK

While the unusual horizontal symmetry of the 5L glazed door adds a funky sense of style to the more contemporary home. The 6L glazed door, with its six square panes of toughened glass neatly occupying the upper half of the door provides a more traditional style.

ELY 5L GLAZED SIZES:

- 1981 x 610 x 35mm
- 1981 x 686 x 35mm
- 1981 x 762 x 35mm
- 1981 x 838 x 35mm

Available in clear toughened glass and prefinished only

ELY 6L GLAZED SIZES:

- 1981 x 610 x 35mm
- 1981 x 686 x 35mm
- 1981 x 762 x 35mm
- 1981 x 838 x 35mm
- 2040 x 626 x 40mm
- 2040 x 726 x 40mm
- 2040 x 826 x 40mm

Available in clear bevelled glass

Only prefinished door is FSC® certified



The mark of responsible forestry



Featured: Ely prefinished oak 6L clear bevelled glazed Handle: Fortuna satin finish (page 156) Skirting and architrave: Shaker white primed (page 152)

The Eton oak door is simple and chic. The straight-cut edges of its four panels are characteristic of the shaker style, whilst a slight size difference between the two pairs of panels adds a little piquancy to the plainness.

SOLID OPTION SIZES:

- 1981 x 610 x 35mm / 44mm 🔥
- 1981 x 686 x 35mm / 44mm 🔥
- 1981 x 762 x 35mm / 44mm 🔥
- 1981 x 838 x 35mm / 44mm 🔥
- 2032 x 813 x 35mm
- 2040 x 626 x 40mm
- 2040 x 726 x 40mm
- 2040 x 826 x 40mm
- 2040 x 926 x 40mm

GLAZED OPTION SIZES:

- 1981 x 610 x 35mm
- 1981 x 686 x 35mm
- 1981 x 762 x 35mm
- 1981 x 838 x 35mm
- 2040 x 726 x 40mm
- 2040 x 826 x 40mm
- Available in clear toughened glass

🔥 Fire door option



Featured: Eton unfinished oak Handle: Fortuna satin finish (page 156) Skirting and architrave: Traditional oak (page 152)



Featured: Eton unfinished oak clear glazed Handle: Fortuna satin finish (page 156) Skirting and architrave: Half splayed oak (page 152)



Featured: Galway unfinished oak Handle: Augustus matt / polished chrome finish (page 156) Skirting and architrave: Shaker white primed (page 152)

GALWAY UNFINISHED OAK

With beautiful crown cut oak veneer overlaying a solid core, the Galway oak door is the perfect combination of strength and good looks.

SOLID OPTION SIZES:

- 1981 x 610 x 35mm / 44mm 🔥
- 1981 x 686 x 35mm / 44mm 🔥
- 1981 x 762 x 35mm / 44mm 🔥
- 1981 x 838 x 35mm / 44mm 🔥

🔥 Fire door option
Solid FD30 doors acoustic tested up to 31dB

GLAZED OPTION SIZES:

- 1981 x 610 x 35mm / 44mm 🔥
- 1981 x 686 x 35mm / 44mm 🔥
- 1981 x 762 x 35mm / 44mm 🔥
- 1981 x 838 x 35mm / 44mm 🔥

Available in clear toughened glass
Bespoke glazing available

LEDGE & BRACE OPTION SIZES:

- 1981 x 610 x 35mm
- 1981 x 686 x 35mm
- 1981 x 762 x 35mm
- 1981 x 838 x 35mm



Featured: Galway unfinished oak clear glazed



Featured: Galway ledge & brace unfinished oak



Featured: Kensington prefinished oak Handle: Hadrian matt satin black finish (page 156) Skirting and architrave: Traditional oak (page 152)

KENSINGTON PREFINISHED OAK

This elegant door is beautifully finished and ready for installation. Sporting classic diamond match veneers, the Kensington oak door adds impact and subtle sophistication to any room.

SOLID OPTION SIZES:

- 1981 x 533 x 35mm
- 1981 x 610 x 35mm / 44mm 🔥
- 1981 x 686 x 35mm / 44mm 🔥
- 1981 x 762 x 35mm / 44mm 🔥
- 1981 x 838 x 35mm / 44mm 🔥
- 2032 x 813 x 35mm / 44mm 🔥
- 2040 x 626 x 40mm
- 2040 x 726 x 40mm / 44mm 🔥
- 2040 x 826 x 40mm / 44mm 🔥
- 2040 x 926 x 40mm / 44mm 🔥

GLAZED OPTION SIZES:

- 1981 x 610 x 35mm
- 1981 x 686 x 35mm
- 1981 x 762 x 35mm
- 1981 x 838 x 35mm
- 2032 x 813 x 35mm
- 2040 x 726 x 40mm
- 2040 x 826 x 40mm
- Available in clear bevelled glass

🔥 Fire door option



Featured: Kensington prefinished oak clear bevelled glazed Handle: Invictus matt satin black finish (page 157) Skirting and architrave: Half splayed white primed (page 152)



Featured: Kerry unfinished oak Handle: Fortuna satin finish (page 156) Skirting and architrave: Victoriana white primed (page 153)

KERRY UNFINISHED OAK

This elegant door celebrates a union of durability and style. Clear bevelled glass panels run down the length of the door, providing plenty of light and a sense of space.

GLAZED OPTION SIZES:

1981 x 610 x 35mm
 1981 x 686 x 35mm
 1981 x 762 x 35mm
 1981 x 838 x 35mm

Available in clear bevelled glass

10
 YEAR
 WARRANTY



Featured: Kerry unfinished oak clear bevelled glazed Handle: Augustus matt / polished chrome finish (page 156) Skirting and architrave: Shaker oak (page 152)



Featured: Kingston unfinished oak Handle: Fortuna satin finish (page 156) Skirting and architrave: Half splayed oak (page 153)

KINGSTON UNFINISHED OAK

The Kingston solid oak door is a perfect study in symmetry. Four beautifully bevelled panels of unfinished oak veneer show off the unique grain patterns of real wood.

SOLID OPTION SIZES:

- | | |
|----------------------------|----------------------------|
| 1981 x 457 x 35mm | 2032 x 813 x 35mm |
| 1981 x 533 x 35mm | 2040 x 626 x 40mm |
| 1981 x 610 x 35mm / 44mm 🔥 | 2040 x 726 x 40mm / 44mm 🔥 |
| 1981 x 686 x 35mm / 44mm 🔥 | 2040 x 826 x 40mm / 44mm 🔥 |
| 1981 x 711 x 35mm | |
| 1981 x 762 x 35mm / 44mm 🔥 | |
| 1981 x 838 x 35mm / 44mm 🔥 | |

🔥 Fire door option

10
YEAR
WARRANTY



Featured: Kingston unfinished oak Handle: Hadrian matt satin black finish (page 156) Skirting and architrave: Shaker white primed (page 152)



Featured: Norwich unfinished oak Handle: Augustus matt / polished chrome finish (page 156) Skirting and architrave: Traditional oak (page 152)

NORWICH UNFINISHED OAK

The appealing rusticity of the Norwich oak door is heavily accentuated by the natural grain patterns in its crown cut oak veneer. Set within a sturdy surround, a wide, central panel is flanked by two narrower panels.

SOLID OPTION SIZES:

- 1981 x 610 x 35mm / 44mm 🔥
- 1981 x 686 x 35mm / 44mm 🔥
- 1981 x 762 x 35mm / 44mm 🔥
- 1981 x 838 x 35mm / 44mm 🔥
- 2040 x 626 x 40mm
- 2040 x 726 x 40mm
- 2040 x 826 x 40mm
- 2040 x 926 x 40mm

GLAZED OPTION SIZES:

- 1981 x 610 x 35mm
- 1981 x 686 x 35mm
- 1981 x 762 x 35mm
- 1981 x 838 x 35mm
- 2040 x 726 x 40mm
- 2040 x 826 x 40mm
- Available in clear bevelled glass

🔥 Fire door option



Featured: Norwich unfinished oak clear bevelled glazed Handle: Augustus matt / polished chrome finish (page 156) Skirting and architrave: Traditional oak (page 152)



Featured: Oxford prefinished oak Handle: Augustus matt / polished chrome finish (page 156) Skirting and architrave: Ulysses white primed (page 153)

OXFORD PREFINISHED OAK

The Oxford oak door perfectly showcases the rippled grain patterns of crown cut oak. The beauty lies in the glossy oak veneer, which is accentuated by six stylish bevelled panels.

SOLID OPTION SIZES:

1981 x 610 x 35mm / 44mm	2032 x 813 x 35mm
1981 x 686 x 35mm / 44mm	2040 x 626 x 44mm
1981 x 762 x 35mm / 44mm	2040 x 726 x 40mm
1981 x 838 x 35mm / 44mm	2040 x 826 x 40mm

Fire door option



Featured: Oxford prefinished oak Handle: Hadrian matt satin black finish (page 156) Skirting and architrave: Victoriana white primed (page 153)

The contrasting orientation shows off the grain pattern to its best advantage, and the contrast is strikingly accentuated by the gentle curves of the vertical veneers, which carve a subtle waist into the horizontals.

SOLID OPTION SIZES:

- 1981 x 610 x 35mm / 44mm
- 1981 x 686 x 35mm / 44mm
- 1981 x 762 x 35mm / 44mm
- 1981 x 838 x 35mm / 44mm

GLAZED OPTION SIZES:

- 1981 x 610 x 35mm / 44mm
- 1981 x 686 x 35mm / 44mm
- 1981 x 762 x 35mm / 44mm
- 1981 x 838 x 35mm / 44mm

Fire door option
Solid FD30 doors acoustic tested
up to 31dB

Available in clear toughened glass
Bespoke glazing available



Featured: Pamplona prefinished oak Handle: Fortuna satin finish (page 156) Skirting and architrave: Shaker oak (page 152)



Featured: Pamplona prefinished oak clear glazed Handle: Fortuna satin finish (page 156) Skirting and architrave: Half splayed oak (page 152)



Featured: Ravello prefinished oak clear glazed Handle: Augustus matt / polished chrome finish (page 156) Skirting and architrave: Shaker white primed (page 152)

RAVELLO PREFINISHED OAK

The rippling grain of crown cut oak veneer looks great against the Ravello's clean curved lines. This is a contemporary design, perfectly suited to the most modern of homes.

SOLID OPTION SIZES:

- 1981 x 610 x 35mm / 44mm 🔥
- 1981 x 686 x 35mm / 44mm 🔥
- 1981 x 762 x 35mm / 44mm 🔥
- 1981 x 838 x 35mm / 44mm 🔥

🔥 Fire door option

GLAZED OPTION SIZES:

- 1981 x 610 x 35mm
- 1981 x 686 x 35mm
- 1981 x 762 x 35mm
- 1981 x 838 x 35mm

Available in clear toughened glass

10
YEAR
WARRANTY

Timber Fire
Door
Manufacture

Featured: Ravello prefinished oak Handle: Veritas polished chrome finish (page 157) Skirting and architrave: Half splayed white primed (page 152)

PAGE | 71



Featured: Seville prefinished oak Handle: Hadrian matt satin black finish (page 156) Skirting and architrave: Shaker oak (page 152)

SEVILLE PREFINISHED OAK

The rich grain patterns in this door's crown cut veneer highlight a striking combination of vertical and horizontal panels.

SOLID OPTION SIZES:

- 1981 x 457 x 35mm
- 1981 x 533 x 35mm / 44mm 🔥
- 1981 x 610 x 35mm / 44mm 🔥
- 1981 x 686 x 35mm / 44mm 🔥
- 1981 x 711 x 35mm
- 1981 x 762 x 35mm / 44mm 🔥
- 1981 x 838 x 35mm / 44mm 🔥

- 2032 x 813 x 35mm
- 2040 x 526 x 40mm
- 2040 x 626 x 40mm / 44mm 🔥
- 2040 x 726 x 40mm / 44mm 🔥
- 2040 x 826 x 40mm / 44mm 🔥
- 2040 x 926 x 40mm / 44mm 🔥

GLAZED OPTION SIZES:

- 1981 x 610 x 35mm / 44mm 🔥
- 1981 x 686 x 35mm / 44mm 🔥
- 1981 x 762 x 35mm / 44mm 🔥
- 1981 x 838 x 35mm / 44mm 🔥
- 2032 x 813 x 35mm
- 2040 x 626 x 40mm / 44mm 🔥
- 2040 x 726 x 40mm / 44mm 🔥
- 2040 x 826 x 40mm / 44mm 🔥
- 2040 x 926 x 40mm / 44mm 🔥

🔥 Fire door option
Solid FD30 doors acoustic tested up to 31dB

10
YEAR
WARRANTY

Timber Fire Door Manufacture











The mark of
responsible forestry



Featured: Seville prefinished oak clear glazed Handle: Augustus matt / polished chrome finish (page 156) Skirting and architrave: Half splayed oak (page 152)

SEVILLE 4L & 4LS PREFINISHED OAK

The rich grain patterns in this door's crown cut veneer highlight a striking combination of vertical and horizontal panels.

SEVILLE 4L OPTION SIZES:

- 1981 x 610 x 35mm
- 1981 x 686 x 35mm
- 1981 x 762 x 35mm
- 1981 x 838 x 35mm
- 2040 x 726 x 40mm
- 2040 x 826 x 40mm

SEVILLE 4LS OPTION SIZES:

- 1981 x 610 x 35mm
- 1981 x 686 x 35mm
- 1981 x 762 x 35mm
- 1981 x 838 x 35mm

Available in clear toughened glass

Available in clear toughened glass

🔥 Fire glazing available. Ask your local stockist for details.



The mark of responsible forestry



Featured: Seville prefinished oak 4L clear glazed Handle: Fortuna satin finish (page 156) Skirting and architrave: Half splayed white primed (page 152)



Featured: Seville prefinished oak 4LS clear glazed Handle: Augustus matt / polished chrome finish (page 156) Skirting and architrave: Half splayed white primed (page 152)



Featured: Sorrento prefinished oak Handle: Hadrian matt satin black finish (page 156) Skirting and architrave: Half splayed white primed (page 152)

SORRENTO PREFINISHED OAK

The graceful Sorrento oak door is all about long, curvy lines, subtle symmetry, and the striking grain patterns of rich oak veneer. The glazed version features beautifully curved panes of clear toughened glass.

SOLID OPTION SIZES:

- 1981 x 610 x 35mm / 44mm 🔥
- 1981 x 686 x 35mm / 44mm 🔥
- 1981 x 762 x 35mm / 44mm 🔥
- 1981 x 838 x 35mm / 44mm 🔥

GLAZED OPTION SIZES:

- 1981 x 610 x 35mm
- 1981 x 686 x 35mm
- 1981 x 762 x 35mm
- 1981 x 838 x 35mm

🔥 Fire door option

Available in clear toughened glass

10
YEAR
WARRANTY

Timber Fire Door Manufacture



Featured: Sorrento prefinished oak clear glazed Handle: Hadrian matt satin black finish (page 156) Skirting and architrave: Shaker oak (page 152)



Featured: Torino prefinished oak Handle: Invictus matt satin black finish (page 157) Skirting and architrave: Shaker white primed (page 152)

TORINO PREFINISHED OAK

The ultra-modern Torino oak door provides a striking diagonal pattern of straight grain oak veneer, which is given definition by fine inlays.

SOLID OPTION SIZES:

- 1981 x 610 x 35mm
- 1981 x 686 x 35mm / 44mm 🔥
- 1981 x 762 x 35mm / 44mm 🔥
- 1981 x 838 x 35mm / 44mm 🔥

GLAZED OPTION SIZES:

- 1981 x 610 x 35mm
- 1981 x 686 x 35mm / 44mm 🔥
- 1981 x 762 x 35mm / 44mm 🔥
- 1981 x 838 x 35mm / 44mm 🔥

🔥 Fire door option

Available in clear toughened glass
Bespoke glazing available

10
YEAR
WARRANTY

Timber Fire
Door
Manufacture



Featured: Torino prefinished oak clear glazed Handle: Augustus matt / polished chrome finish (page 156) Skirting and architrave: Shaker oak (page 152)



Featured: Walden unfinished oak frosted glazed Handle: Augustus matt / polished chrome finish (page 156) Skirting and architrave: Half splayed white primed (page 152)

WALDEN UNFINISHED OAK

The Walden glazed oak door features a large, central pane of clear or frosted glass, with a simple, unfinished oak surround. The central section of the Walden solid oak door comprises vertical panels of oak veneer.

SOLID OPTION SIZES:

- 1981 x 610 x 35mm / 44mm 🔥
- 1981 x 686 x 35mm / 44mm 🔥
- 1981 x 762 x 35mm / 44mm 🔥
- 1981 x 838 x 35mm / 44mm 🔥

GLAZED OPTION SIZES:

- 1981 x 610 x 35mm
- 1981 x 686 x 35mm
- 1981 x 762 x 35mm
- 1981 x 838 x 35mm

🔥 Fire door option

Available in clear or frosted toughened glass



Featured: Walden unfinished oak



Featured: Walden unfinished oak clear glazed



Featured: Windsor prefinished oak Handle: Augustus matt / polished chrome finish (page 156) Skirting and architrave: Victoriana white primed (page 153)

WINDSOR PREFINISHED OAK

The Windsor oak door has three elegant bevelled-edged panels that injects character into any setting. The largest of the panels occupies the upper section of the door and adds a touch of class to any room.

SOLID OPTION SIZES:

- 1981 x 610 x 35mm / 44mm
- 1981 x 686 x 35mm / 44mm
- 1981 x 762 x 35mm / 44mm
- 1981 x 838 x 35mm / 44mm

GLAZED OPTION SIZES:

- 1981 x 610 x 35mm
- 1981 x 686 x 35mm
- 1981 x 762 x 35mm
- 1981 x 838 x 35mm

Fire door option

Available in clear bevelled glass



The mark of responsible forestry



Featured: Windsor prefinished oak clear bevelled glazed Handle: Fortuna satin finish (page 156) Skirting and architrave: Ulysses white primed (page 153)



WALNUT COLLECTION

Features:

- Prefinished with real North American black walnut veneer
- Crown cut veneer / diamond cut veneer
- All prefinished doors are FSC® certified
- Glazing options within the walnut Feature Collection include:
clear toughened glass, frosted glass, bevelled glass or v-grooved glass
- Solid core for extra strength, stability and robustness
- Aluminium inlays
- 32mm can be taken off the width and height of standard doors
- Please refer to our website for details of trimming fire doors
- Bespoke sizes are available
- Covered by Deanta 10 year warranty



Featured: Cadiz prefinished walnut Handle: Augustus matt / polished chrome finish (page 156) Skirting and architrave: Shaker walnut (page 152)

CADIZ PREFINISHED WALNUT

This gorgeous door is finished in real North American black walnut veneer, crown cut for those long, complex grain patterns. Unusual in its lack of symmetry, the Cadiz Walnut door is about colour, curves, and fluidity.

SOLID OPTION SIZES:

- 1981 x 610 x 35mm / 44mm 🔥
- 1981 x 686 x 35mm / 44mm 🔥
- 1981 x 762 x 35mm / 44mm 🔥
- 1981 x 838 x 35mm / 44mm 🔥

GLAZED OPTION SIZES:

- 1981 x 610 x 35mm
- 1981 x 686 x 35mm
- 1981 x 762 x 35mm
- 1981 x 838 x 35mm

🔥 Fire door option

Available in clear toughened glass

10
YEAR
WARRANTY

Timber Fire
Door
Manufacture











The mark of
responsible forestry



Featured: Cadiz prefinished walnut clear glazed Handle: Augustus matt / polished chrome finish (page 156) Skirting and architrave: Shaker walnut (page 152)



Featured: Coventry prefinished walnut clear glazed / frosted glazed Handle: Augustus matt / polished chrome finish (page 156) Skirting and architrave: Half splayed white primed (page 152)

COVENTRY PREFINISHED WALNUT

The minimalist style of this door is at once classic and contemporary; striking and understated; rustic and sleek. The solid door features four evenly sized panels of crown cut walnut veneer within a simple veneer surround.

SOLID OPTION SIZES:

- 1981 x 610 x 35mm / 44mm 🔥
- 1981 x 686 x 35mm / 44mm 🔥
- 1981 x 762 x 35mm / 44mm 🔥
- 1981 x 838 x 35mm / 44mm 🔥

GLAZED OPTION SIZES:

- 1981 x 610 x 35mm
- 1981 x 686 x 35mm / 44mm 🔥
- 1981 x 762 x 35mm / 44mm 🔥
- 1981 x 838 x 35mm / 44mm 🔥

🔥 Fire door option

Available in clear or frosted toughened glass
Fire door options in clear glazed only



The mark of responsible forestry



Featured: Coventry prefinished walnut



Featured: Coventry prefinished walnut frosted glazed

KENSINGTON PREFINISHED WALNUT

This elegant door is beautifully finished and ready for installation. Sporting classic diamond cut veneers, the Kensington walnut door adds impact and subtle sophistication to any room.

SOLID OPTION SIZES:

- 1981 x 610 x 35mm / 44mm 🔥
- 1981 x 686 x 35mm / 44mm 🔥
- 1981 x 762 x 35mm / 44mm 🔥
- 1981 x 838 x 35mm / 44mm 🔥
- 2032 x 813 x 35mm / 44mm 🔥
- 2040 x 626 x 40mm
- 2040 x 726 x 40mm / 44mm 🔥
- 2040 x 826 x 40mm / 44mm 🔥

GLAZED OPTION SIZES:

- 1981 x 610 x 35mm
- 1981 x 686 x 35mm
- 1981 x 762 x 35mm
- 1981 x 838 x 35mm
- 2032 x 813 x 35mm
- Available in clear bevelled glass

🔥 Fire door option



Featured: Kensington prefinished walnut Handle: Fortuna satin finish (page 156) Skirting and architrave: Shaker walnut (page 152)

Featured: Kensington prefinished walnut clear bevelled glazed Handle: Invictus matt satin black finish (page 157) Skirting and architrave: Half splayed white primed (page 152)



Featured: Pamplona prefinished walnut clear glazed Handle: Fortuna satin finish (page 156) Skirting and architrave: Half splayed white primed (page 152)

PAMPLONA PREFINISHED WALNUT

The contrasting orientation shows off the grain pattern to its best advantage, and the contrast is strikingly accentuated by the gentle curves of the vertical veneers, which carve a subtle waist into the horizontals.

SOLID OPTION SIZES:

- 1981 x 610 x 35mm / 44mm 🔥
- 1981 x 686 x 35mm / 44mm 🔥
- 1981 x 762 x 35mm / 44mm 🔥
- 1981 x 838 x 35mm / 44mm 🔥

GLAZED OPTION SIZES:

- 1981 x 610 x 35mm / 44mm 🔥
- 1981 x 686 x 35mm / 44mm 🔥
- 1981 x 762 x 35mm / 44mm 🔥
- 1981 x 838 x 35mm / 44mm 🔥

🔥 Fire door option
Solid FD30 doors acoustic tested
up to 31dB

Available in clear toughened glass
Bespoke glazing options available



The mark of responsible forestry



Featured: Pamplona prefinished walnut Handle: Fortuna satin finish (page 156) Skirting and architrave: Shaker walnut (page 152)



Featured: Seville prefinished walnut Handle: Invictus matt satin black finish (page 157) Skirting and architrave: Half splayed white primed (page 152)

SEVILLE PREFINISHED WALNUT

The rich grain patterns in this door’s crown cut veneer highlight a striking combination of vertical and horizontal panels.

SOLID OPTION SIZES:

- 1981 x 457 x 44mm 🔥
- 1981 x 533 x 35mm / 44mm 🔥
- 1981 x 610 x 35mm / 44mm 🔥
- 1981 x 686 x 35mm / 44mm 🔥
- 1981 x 762 x 35mm / 44mm 🔥
- 1981 x 838 x 35mm / 44mm 🔥

- 2040 x 726 x 40mm / 44mm 🔥
- 2040 x 826 x 40mm / 44mm 🔥
- 2040 x 926 x 40mm

GLAZED OPTION SIZES:

- 1981 x 610 x 35mm / 44mm 🔥
- 1981 x 686 x 35mm / 44mm 🔥
- 1981 x 762 x 35mm / 44mm 🔥
- 1981 x 838 x 35mm / 44mm 🔥
- 2040 x 726 x 40mm
- 2040 x 826 x 40mm

🔥 Fire door option
Solid FD30 doors acoustic tested up to 31dB

Available in clear toughened glass
Bespoke glazing options available

10
YEAR
WARRANTY

Timber Fire Door
Manufacture

The mark of
responsible forestry



Featured: Seville prefinished walnut clear glazed Handle: Augustus matt / polished chrome finish (page 156) Skirting and architrave: Shaker walnut (page 152)



Featured: Valencia prefinished walnut Handle: Augustus matt / polished chrome finish (page 156) Skirting and architrave: Ulysses white primed (page 153)

VALENCIA PREFINISHED WALNUT

This contemporary-style door refuses to blend into the background. Horizontal panels of real North American black walnut veneer, showing off a bold woodgrain pattern, are accentuated by crisp aluminium inlays.

SOLID OPTION SIZES:

- 1981 x 610 x 35mm / 44mm 🔥
- 1981 x 686 x 35mm / 44mm 🔥
- 1981 x 762 x 35mm / 44mm 🔥
- 1981 x 838 x 35mm / 44mm 🔥

GLAZED OPTION SIZES:

- 1981 x 610 x 35mm
- 1981 x 686 x 35mm
- 1981 x 762 x 35mm
- 1981 x 838 x 35mm

🔥 Fire door option

Available in v-grooved glass

10
YEAR
WARRANTY

Timber Fire Door Manufacture











The mark of responsible forestry



Featured: Valencia prefinished walnut v-grooved glazed Handle: Augustus matt / polished chrome finish (page 156)



GREY ASH COLLECTION

Features:

- Prefinished with real North American dark grey or light grey ash veneer
- Crown cut veneer
- All prefinished doors are FSC® certified
- Glazing options within the grey ash Feature Collection include:
clear toughened glass
- Solid core for extra strength, stability and robustness
- 32mm can be taken off the width and height of standard doors
- Please refer to our website for details of trimming fire doors
- Bespoke sizes are available
- Covered by Deanta 10 year warranty



Featured: Montreal prefinished dark grey ash Handle: Fortuna satin finish (page 156) Skirting and architrave: Half splayed white primed (page 152)

MONTREAL PREFINISHED DARK GREY ASH

Ideally suited to a contemporary-style home, the prefinished Montreal dark grey ash door provides stunning contrast to a light décor. Both the solid and glazed options are available as fire doors.

SOLID OPTION SIZES:

- 1981 x 610 x 35mm / 44mm 🔥
- 1981 x 686 x 35mm / 44mm 🔥
- 1981 x 762 x 35mm / 44mm 🔥
- 1981 x 838 x 35mm / 44mm 🔥
- 2040 x 726 x 44mm 🔥
- 2040 x 826 x 40mm / 44mm 🔥
- 2040 x 926 x 40mm / 44mm 🔥

GLAZED OPTION SIZES:

- 1981 x 610 x 35mm
- 1981 x 686 x 35mm / 44mm 🔥
- 1981 x 762 x 35mm / 44mm 🔥
- 1981 x 838 x 35mm

Available in clear toughened glass
Bespoke glazing options available

🔥 Fire door option

Solid FD30 doors acoustic tested
up to 31dB



Featured: Montreal prefinished dark grey ash clear glazed Handle: Fortuna satin finish (page 156) Skirting and architrave: Half splayed white primed (page 152)



Featured: Montreal prefinished light grey ash Handle: Round flush handle satin chrome finish (page 166) Skirting and architrave: Shaker white primed (page 152)

MONTREAL PREFINISHED LIGHT GREY ASH

Perfect for a modern dwelling, the prefinished Montreal light grey ash door complements the on-trend grey décor popular with many home-owners. Both the solid and glazed options are available as fire doors.

SOLID OPTION SIZES:

- 1981 x 610 x 35mm / 44mm 🔥
- 1981 x 686 x 35mm / 44mm 🔥
- 1981 x 762 x 35mm / 44mm 🔥
- 1981 x 838 x 35mm / 44mm 🔥
- 2040 x 626 x 40mm
- 2040 x 726 x 40mm / 44mm 🔥
- 2040 x 826 x 40mm / 44mm 🔥

GLAZED OPTION SIZES:

- 1981 x 686 x 35mm / 44mm 🔥
- 1981 x 762 x 35mm / 44mm 🔥
- 1981 x 838 x 35mm / 44mm 🔥
- 2040 x 726 x 40mm
- 2040 x 826 x 40mm
- Available in clear toughened glass
- Bespoke glazing options available

🔥 Fire door option
Solid FD30 doors acoustic tested up to 31dB



Featured: Montreal prefinished light grey ash Handle: Augustus matt / polished chrome finish (page 156) Skirting and architrave: Shaker white primed (page 152)



Featured: Sorrento prefinished light grey ash Handle: Augustus matt / polished chrome finish (page 156) Skirting and architrave: Half splayed white primed (page 152)

SORRENTO PREFINISHED LIGHT GREY ASH

The graceful Sorrento light grey ash door is all about long, curvy lines, soft, smoky tones, and the striking grain patterns of rich ash veneer.

SOLID OPTION SIZES:

- 1981 x 610 x 35mm / 44mm 🔥
- 1981 x 686 x 35mm / 44mm 🔥
- 1981 x 762 x 35mm / 44mm 🔥
- 1981 x 838 x 35mm / 44mm 🔥

GLAZED OPTION SIZES:

- 1981 x 610 x 35mm
- 1981 x 686 x 35mm
- 1981 x 762 x 35mm
- 1981 x 838 x 35mm

🔥 Fire door option

Available in clear toughened glass

10
YEAR
WARRANTY

Timber Fire Door Manufacture











The mark of responsible forestry



Featured: Sorrento prefinished light grey ash clear glazed Handle: Round flush matt black finish (page 166) Skirting and architrave: Half splayed white primed (page 152)



Featured: Torino prefinished light grey ash clear glazed Handle: Veritas polished chrome finish (page 157) Skirting and architrave: Shaker white primed (page 152)

TORINO PREFINISHED LIGHT GREY ASH

The ultra-modern Torino light grey ash door provides a striking diagonal pattern of straight grain ash veneer, which is given definition by fine inlays.

SOLID OPTION SIZES:

- 1981 x 610 x 35mm
- 1981 x 686 x 35mm / 44mm 🔥
- 1981 x 762 x 35mm / 44mm 🔥
- 1981 x 838 x 35mm / 44mm 🔥

GLAZED OPTION SIZES:

- 1981 x 610 x 35mm
- 1981 x 686 x 35mm / 44mm 🔥
- 1981 x 762 x 35mm / 44mm 🔥
- 1981 x 838 x 35mm / 44mm 🔥

🔥 Fire door option

Available in clear toughened glass
Bespoke glazing options available



The mark of responsible forestry



Featured: Torino prefinished light grey ash Handle: Fortuna satin finish (page 156) Skirting and architrave: Shaker white primed (page 152)



WHITE PRIMED COLLECTION

Features:

- White primed, ready for a finish of your choice
- Glazing options within the white primed Feature Collection include: clear toughened glass, frosted glass or bevelled glass
- Solid core for extra strength, stability and robustness
- 32mm can be taken off the width and height of standard doors
- Please refer to our website for details of trimming fire doors
- Bespoke sizes are available
- Covered by Deanta 10 year warranty



Featured: Ascot white primed Handle: Fortuna satin finish (page 156) Skirting and architrave: Ulysses white primed (page 153)

ASCOT WHITE PRIMED

Durable, strong, and very pretty, the Ascot door is perfect for any room in any home. This door's single, bevelled-edged panel features attractive diamond moulding, positioned just a little lower than centre.

SOLID OPTION SIZES:

1981 x 610 x 35mm

1981 x 686 x 35mm / 44mm 🔥

1981 x 762 x 35mm / 44mm 🔥

1981 x 838 x 35mm / 44mm 🔥

🔥 Fire door option



Featured: Ascot white primed Handle: Fortuna satin finish (page 156) Skirting and architrave: Half played white primed (page 152)



Featured: Cambridge white primed Handle: Hadrian matt satin black finish (page 156) Skirting and architrave: Ulysses white primed (page 153)

CAMBRIDGE WHITE PRIMED

An updated 1930s classic design that exudes a sense of timelessness and understated elegance. Particularly suited to high-ceilinged properties, this classic door is a modern take on a traditional style.

SOLID OPTION SIZES:

- 1981 x 610 x 35mm
- 1981 x 686 x 35mm / 44mm 🔥
- 1981 x 762 x 35mm / 44mm 🔥
- 1981 x 838 x 35mm / 44mm 🔥
- 2040 x 726 x 40mm / 44mm 🔥
- 2040 x 826 x 40mm / 44mm 🔥

GLAZED OPTION SIZES:

- 1981 x 610 x 35mm
- 1981 x 686 x 35mm
- 1981 x 762 x 35mm
- 1981 x 838 x 35mm
- Available in clear toughened glass

🔥 Fire door option



Featured: Cambridge white primed clear glazed Handle: Hadrian matt satin black finish (page 156) Skirting and architrave: Shaker white primed (page 152)



Featured: Canterbury white primed Handle: Fortuna satin finish (page 156) Skirting and architrave: Half splayed white primed (page 152)

CANTERBURY WHITE PRIMED

The solid door features two slim vertical panels neatly underscored by a chunky horizontal panel – all three beautifully finished with bevelled edges. In the glazed door, the two vertical panels are replaced by six panes of clear bevelled glass.

SOLID OPTION SIZES:

- 1981 x 610 x 35mm
- 1981 x 686 x 35mm / 44mm 🔥
- 1981 x 762 x 35mm / 44mm 🔥
- 1981 x 838 x 35mm / 44mm 🔥

GLAZED OPTION SIZES:

- 1981 x 686 x 35mm
- 1981 x 762 x 35mm
- 1981 x 838 x 35mm
- Available in clear bevelled glass

🔥 Fire door option



Featured: Canterbury white primed clear bevelled glazed Handle: Augustus matt / polished chrome finish (page 156) Skirting and architrave: Shaker white primed (page 152)



Featured: Chester white primed Handle: Hadrian matt satin black finish (page 156) Skirting and architrave: Half splayed white primed (page 152)

CHESTER WHITE PRIMED

There's a simple charm to the long, slim lines of the Chester white primed door. The solid door features three vertical panels, which, in the glazed door, are replaced by clear toughened glass panes.

SOLID OPTION SIZES:

- 1981 x 610 x 35mm
- 1981 x 686 x 35mm / 44mm 🔥
- 1981 x 762 x 35mm / 44mm 🔥
- 1981 x 838 x 35mm / 44mm 🔥

GLAZED OPTION SIZES:

- 1981 x 686 x 35mm
- 1981 x 762 x 35mm
- 1981 x 838 x 35mm
- Available in clear toughened glass

🔥 Fire door option



Featured: Chester white primed clear glazed Handle: Hadrian matt satin black finish (page 156) Skirting and architrave: Shaker white primed (page 152)



Featured: Coventry white primed Handle: Hadrian matt satin black finish (page 156) Skirting and architrave: Victoriana white primed (page 153)

COVENTRY WHITE PRIMED

The Coventry door is equally at home in a farmhouse, cottage, apartment, newbuild or townhouse. The minimalist style of this door is at once traditional and contemporary; striking and understated; rustic and sleek.

SOLID OPTION SIZES:

- 1981 x 610 x 35mm / 44mm 🔥
- 1981 x 686 x 35mm / 44mm 🔥
- 1981 x 762 x 35mm / 44mm 🔥
- 1981 x 838 x 35mm / 44mm 🔥
- 2040 x 626 x 40mm
- 2040 x 726 x 40mm
- 2040 x 826 x 40mm
- 2040 x 926 x 40mm

🔥 Fire door option

GLAZED OPTION SIZES:

- 1981 x 610 x 35mm
- 1981 x 686 x 35mm / 44mm 🔥
- 1981 x 762 x 35mm / 44mm 🔥
- 1981 x 838 x 35mm / 44mm 🔥
- 2040 x 726 x 40mm*
- 2040 x 826 x 40mm*

Available in clear or frosted toughened glass
Fire door options clear glazed only
*Clear glazed only



Featured: Coventry white primed clear glazed



Featured: Coventry white primed frosted glazed

Beautifully simple, the Denver solid white primed door features a single panel. In the glazed door, this panel is replaced by a pane of clear or frosted glass – perfect for a room that needs lots of light.

SOLID OPTION SIZES:

- 1981 x 610 x 35mm
- 1981 x 686 x 35mm / 44mm 🔥
- 1981 x 762 x 35mm / 44mm 🔥
- 1981 x 838 x 35mm / 44mm 🔥
- 2040 x 726 x 40mm
- 2040 x 826 x 40mm

🔥 Fire door option

GLAZED OPTION SIZES:

- 1981 x 610 x 35mm*
- 1981 x 686 x 35mm
- 1981 x 762 x 35mm
- 1981 x 838 x 35mm
- Available in clear or frosted toughened glass
- *Clear glazed only



Featured: Denver white primed



Featured: Denver white primed clear glazed



Featured: Denver white primed frosted glazed Handle: Augustus matt polished chrome finish (page 156) Skirting and architrave: Shaker white primed (page 152)

The Ely white primed door is the most popular door style in the UK and complements almost any setting.

SOLID OPTION SIZES:

- 1981 x 610 x 35mm / 44mm 🔥
- 1981 x 686 x 35mm / 44mm 🔥
- 1981 x 762 x 35mm / 44mm 🔥
- 1981 x 838 x 35mm / 44mm 🔥

- 2040 x 526 x 40mm / 44mm 🔥
- 2040 x 626 x 40mm / 44mm 🔥
- 2040 x 726 x 40mm / 44mm 🔥
- 2040 x 826 x 40mm / 44mm 🔥
- 2040 x 926 x 40mm / 44mm 🔥

GLAZED OPTION SIZES:

- 1981 x 610 x 35mm / 44mm 🔥
- 1981 x 686 x 35mm / 44mm 🔥
- 1981 x 762 x 35mm / 44mm 🔥
- 1981 x 838 x 35mm / 44mm 🔥

Available in clear toughened glass
Bespoke glazing options available

🔥 Fire door option

Solid FD30 doors acoustic tested
up to 31dB



Featured: Ely white primed clear glazed Handle: Fortuna satin finish (page 156) Skirting and architrave: Half splayed white primed (page 152)



Featured: Ely white primed Handle: Augustus matt polished chrome finish (page 156) Skirting and architrave: Half splayed white primed (page 152)



Featured: Eton white primed Handle: Invictus matt satin black finish (page 157) Skirting and architrave: Shaker white primed (page 152)

ETON WHITE PRIMED

The Eton solid white primed door is simple and chic. The straight-cut edges of its four panels are characteristic of the shaker style, whilst a slight size difference between the two pairs of panels adds a little piquancy to the plainness.

SOLID OPTION SIZES:

- 1981 x 533 x 35mm
- 1981 x 610 x 35mm / 44mm 🔥
- 1981 x 686 x 35mm / 44mm 🔥
- 1981 x 762 x 35mm / 44mm 🔥
- 1981 x 838 x 35mm / 44mm 🔥

- 2040 x 626 x 40mm
- 2040 x 726 x 40mm
- 2040 x 826 x 40mm
- 2040 x 926 x 40mm

🔥 Fire door option



GLAZED OPTION SIZES:

- 1981 x 610 x 35mm
- 1981 x 686 x 35mm
- 1981 x 762 x 35mm
- 1981 x 838 x 35mm
- 2040 x 726 x 40mm
- 2040 x 826 x 40mm

Available in clear toughened glass



Featured: Eton white primed clear glazed Handle: Invictus matt satin black finish (page 157) Skirting and architrave: Half splayed white primed (page 152)



Featured: Madison white primed Handle: Augustus matt / polished chrome finish (page 156) Skirting and architrave: Ulysses white primed (page 153)

MADISON WHITE PRIMED

White primed and ready for a colour of your choice, this refreshingly simple door is one of our most popular products. Beautifully crafted bevel-cut edges add depth to this wonderfully chic door.

SOLID OPTION SIZES:

- 1981 x 610 x 35mm
- 1981 x 686 x 35mm / 44mm 🔥
- 1981 x 762 x 35mm / 44mm 🔥
- 1981 x 838 x 35mm / 44mm 🔥

GLAZED OPTION SIZES:

- 1981 x 686 x 35mm
- 1981 x 762 x 35mm
- 1981 x 838 x 35mm
- Available in clear bevelled glass

🔥 Fire door option



Featured: Madison white primed clear bevelled glazed Handle: Augustus matt / polished chrome finish (page 156) Skirting and architrave: Half splayed white primed (page 152)



Featured: Pamplona white primed Handle: Augustus matt / polished chrome finish (page 156) Skirting and architrave: Half splayed white primed (page 152)

PAMPLONA WHITE PRIMED

This unique door combines a clever combination of lines and curves. The perfectly spaced horizontal lines are strikingly accentuated by the gentle vertical curves.

SOLID OPTION SIZES:

- 1981 x 610 x 35mm / 44mm 🔥
- 1981 x 686 x 35mm / 44mm 🔥
- 1981 x 762 x 35mm / 44mm 🔥
- 1981 x 838 x 35mm / 44mm 🔥

GLAZED OPTION SIZES:

- 1981 x 610 x 35mm / 44mm 🔥
- 1981 x 686 x 35mm / 44mm 🔥
- 1981 x 762 x 35mm / 44mm 🔥
- 1981 x 838 x 35mm / 44mm 🔥

🔥 Fire door option
Solid FD30 doors acoustic tested
up to 31dB

Available in clear toughened glass
Bespoke glazing options available



Featured: Pamplona white primed clear glazed Handle: Augustus matt / polished chrome finish (page 156) Skirting and architrave: Half splayed white primed (page 152)



Featured: Ravello white primed clear glazed Handle: Hadrian matt satin black finish (page 156) Skirting and architrave: Shaker white primed (page 152)

RAVELLO WHITE PRIMED

Two clean elegant lines gently interrupt the simplicity of the Ravello white primed door. This is a contemporary design and with a choice of colour, its perfectly suited to the most modern of homes.

SOLID OPTION SIZES:

- 1981 x 610 x 35mm / 44mm 🔥
- 1981 x 686 x 35mm / 44mm 🔥
- 1981 x 762 x 35mm / 44mm 🔥
- 1981 x 838 x 35mm / 44mm 🔥

GLAZED OPTION SIZES:

- 1981 x 610 x 35mm
- 1981 x 686 x 35mm
- 1981 x 762 x 35mm
- 1981 x 838 x 35mm

🔥 Fire door option

Available in clear toughened glass



Featured: Ravello white primed Handle: Invictus matt satin black finish (page 157) Skirting and architrave: Shaker white primed (page 152)



Featured: Rochester white primed Handle: Augustus matt / polished chrome finish (page 156) Skirting and architrave: Half splayed white primed (page 152)

ROCHESTER WHITE PRIMED

This door has a style of its own – modestly traditional, with a contemporary twist. Four symmetric panels give it a somewhat old-fashioned appearance, but sits comfortably in any modern setting.

SOLID OPTION SIZES:

- 1981 x 610 x 35mm / 44mm 🔥
- 1981 x 686 x 35mm / 44mm 🔥
- 1981 x 762 x 35mm / 44mm 🔥
- 1981 x 838 x 35mm / 44mm 🔥

🔥 Fire door option

GLAZED OPTION SIZES:

- 1981 x 610 x 35mm
- 1981 x 686 x 35mm
- 1981 x 762 x 35mm
- 1981 x 838 x 35mm

Available in clear toughened glass



Featured: Rochester white primed clear glazed Handle: Fortuna satin finish (page 156) Skirting and architrave: Victoriana white primed (page 153)

The Seville white primed door is among the most popular designs in the UK because of the striking simplicity of the vertical and horizontal panels.

SOLID OPTION SIZES:

- 1981 x 457 x 35mm
- 1981 x 533 x 35mm
- 1981 x 610 x 35mm / 44mm 🔥
- 1981 x 686 x 35mm / 44mm 🔥
- 1981 x 762 x 35mm / 44mm 🔥
- 1981 x 838 x 35mm / 44mm 🔥

- 2032 x 813 x 35mm
- 2040 x 626 x 40mm
- 2040 x 726 x 40mm / 44mm 🔥
- 2040 x 826 x 40mm / 44mm 🔥
- 2040 x 926 x 40mm / 44mm 🔥

GLAZED OPTION SIZES:

- 1981 x 610 x 35mm / 44mm 🔥
- 1981 x 686 x 35mm / 44mm 🔥
- 1981 x 762 x 35mm / 44mm 🔥
- 1981 x 838 x 35mm / 44mm 🔥

Available in clear toughened glass
Bespoke glazing options available

🔥 Fire door option
Solid FD30 doors acoustic tested
up to 31dB





Featured: Windsor white primed Handle: Fortuna satin finish (page 156) Skirting and architrave: Ulysses white primed (page 153)

WINDSOR WHITE PRIMED

The Windsor white primed door with its three elegant bevelled-edged panels that injects character and class into any setting. Available in a range of sizes, and as a fire door.

SOLID OPTION SIZES:

- 1981 x 610 x 35mm / 44mm 🔥
- 1981 x 686 x 35mm / 44mm 🔥
- 1981 x 762 x 35mm / 44mm 🔥
- 1981 x 838 x 35mm / 44mm 🔥

GLAZED OPTION SIZES:

- 1981 x 610 x 35mm
- 1981 x 686 x 35mm
- 1981 x 762 x 35mm
- 1981 x 838 x 35mm

🔥 Fire door option

Available in clear bevelled glass



Featured: Windsor white primed clear bevelled glazed Handle: Augustus matt / polished chrome finish (page 156) Skirting and architrave: Shaker white primed (page 152)



dēanta

FOLDING SYSTEMS

Deanta Folding Systems offer flexible room divider solutions, allowing you to enjoy both large open-plan living areas and more intimate, segmented spaces. With a wide choice of door designs and finishes from the Deanta range and 12 opening configurations, a Deanta Folding System can be created to suit any home.



Featured: **Coventry walnut clear glazed** - Configuration 3 + 0 Handle: **Fortuna satin finish** (page 156) Skirting and architrave: **Shaker white primed** (page 152)



WHAT'S INCLUDED

- Configuration of your choice
- Top track only system
- Door frame
- Packing batons and covers
- All functional hardware
- Deanta 10 year warranty

(only valid if Deanta doors are used in the system)

*Folding door systems exclude the Deanta door(s).

ADD-ONS

- Door design of your choice*
- Door handles
- Additional ironmongery
- Skirting and architrave

*(bolection door designs are excluded)

Folding Door Systems

Deanta Folding Systems can bring the flexibility to a property that is not always afforded by merely using walls to separate rooms. The flow of air and light into your living space can also be increased by using Deanta's clear glazed internal doors within our folding systems.

Deanta's stylish room dividers are a complete off-the-shelf solution allowing you to quickly and easily install your chosen configuration. We have specially designed and rigorously tested the track and bearings to ensure they can withstand the solid, robust construction of a Deanta door, resulting in doors that effortlessly glide across the system every single time, and will last for years to come.

Deanta folding system hinges allow for the system to be easily adjusted without removing the doors. The packing batten and cover are our own design and hide the track and mechanisms – this is unique to Deanta. The covers, packing battens and frames come in a choice of prefinished oak, walnut or white primed are also included on purchase.

For further information visit our website at www.deanta.co.uk



Featured: **Montreal light grey ash clear glazed** - Configuration 2 + 2 Handle: **Round flush handle matt black finish** (page 166) Skirting and architrave: **Shaker white primed** (page 152)



Featured: **Walden oak clear glazed** - Configuration 4 + 0 Handle: **Fortuna satin finish** (page 156) Skirting and architrave: **Shaker oak** (page 152)



SELECT OPENING WIDTH AND CONFIGURATION

Door width (MM)		Configurations	
610	686	LEFT	RIGHT
Opening width of frame (MM)			
1295	1447		
1908	2136		
1908	2136		
2521	2825		
2521	2825		
2521	2825		

Please allow 10mm on outer frame width for recommended structural opening width.
Outer frame height can be adjusted between 2050mm and 2060mm dependent on flooring detail.
Linings are supplied oversize to allow them to be cut to suit.

CHOOSE YOUR DOOR DESIGN



AmalfiBiarritzCoventryChesterEly 1LFKerryMontrealNorwichRavelloSeville 4LSorrentoWalden

Deanta Folding Systems offer you the freedom to choose from a variety of doors from the Deanta range to achieve your desired look. The doors above are the most popular choices. We supply door linings in oak, walnut and white primed finishes to complement your door selection and complete the folding system.



Featured: Coventry white primed clear glazed - Configuration 3 + 0 Handle: Fortuna satin finish (page 156) Skirting and architrave: Ulysses white primed (page 153)



dēanta

POCKET DOORS

Deanta Pocket Door Systems can transform and maximise the space in your home. With space a premium inside the home, pocket doors are the ideal solution. Without the swing of the door, you have more room for furniture, the ability to create additional rooms, or simply to save space.

Pocket doors are no longer used just for small cupboards or utility rooms. Create a feature with Deanta double pocket doors leading from a dining room to living room, or kitchen. Increase your space with this great feature and upgrade your interior.



Featured: Ely white primed with white primed frame



Featured: Dalston white primed clear glazed with white primed frame



Featured: Amalfi oak clear glazed with oak frame



Featured: Montreal light grey ash with white primed frame



Featured: Sorrento light grey ash clear glazed with white primed frame



Featured: Pamplona oak with oak frame

Pocket Door Systems

Deanta Pocket Door Systems neatly conceal internal sliding doors within the wall cavity, creating a significant impact on both usable space and perceived available space. This increases flexibility and makes the room feel lighter and airier.

Designed to work in partition walls, each pocket door system comes with a pre-assembled aluminium track and header mechanism, allowing for stable and smooth sliding of the door along the track. The metal pocket frame clicks together for easy installation within your home.

Deanta Pocket Door Systems are compatible with the majority of Deanta doors - including The Urban Collection doors - and include all the necessary hardware. In particular, the door jambs included in the system, will provide the finishing touch that you need to conceal the sliding system.

Our pocket door system can be upgraded with add-ons such as a soft close, a simultaneous closing kit or a bathroom lock.

For further information visit our website at www.deanta.co.uk.



Featured: Camden white primed clear glazed with white primed frame

SIZING CHART

DOOR SIZE (MM)	Single door		Double door	
	OPENING (MM)	OVERALL DIMENSIONS (MM)	OPENING (MM)	OVERALL DIMENSIONS (MM)
1981 x 686 x 35	660 x 1970	1470 x 2060	1320 x 1970	2830 x 2060
1981 x 762 x 35	740 x 1970	1650 x 2060	1480 x 1970	3190 x 2060
1981 x 838 x 35	810 x 1970	1720 x 2060	1620 x 1970	3330 x 2060
2040 x 726 x 40	700 x 2030	1510 x 2120	1400 x 2030	2910 x 2120
2040 x 826 x 40	800 x 2030	1710 x 2120	1600 x 2030	3310 x 2120

WHAT'S INCLUDED

A Deanta Pocket Door System includes the following:

- The metal cassette frame that supports the pocket door system
- Under door profile for stable and smooth sliding of the door
- Door jambs to give you a professional finish (white primed or oak)
- Round flush pull handle (satin chrome or matt black finish)
- Deanta 10 year warranty (only valid if Deanta doors are used in the system)

*Pocket door systems exclude the Deanta door(s).

ADD-ONS AVAILABLE

Deanta offers a range of add ons for your Deanta Pocket Door System:

- Deanta door design of your choice (bolection door designs are excluded)
- Soft closer
- Bathroom lock (satin chrome or matt black finish)
- Architrave (white primed or oak finish)
- Simultaneous closer for a double door pocket door system

Round flush handles



Metal cassette frame



Bathroom locks



Soft closer



Simultaneous closer






SKIRTING & ARCHITRAVE

Our range of skirting, architrave and door lining sets use the same veneers as our doors to complement them perfectly.

HALF SPLAYED

Oak / walnut / white primed finish



Key features:

- Available in American white oak veneer / black walnut veneer / white primed finish
- Prefinished / primed
- Softwood core

Sizing:

- Skirting: 3.6m x 145mm x 16mm (Sold in packs of four)
- Architrave: 90mm x 16mm

SHAKER

Oak / walnut / white primed finish



Key features:


- Available in American white oak veneer / black walnut veneer / white primed finish
- Prefinished / primed
- Softwood core

Sizing:

- Skirting: 3.6m x 145mm x 16mm (Sold in packs of four)
- Architrave: 80mm x 16mm

TRADITIONAL

Oak finish



Key features:

- Available in American white oak veneer finish
- Prefinished
- Softwood core

Sizing:

- Skirting: 3.6M x 145mm x 16mm (Sold in packs of four)
- Architrave: 80mm x 16mm

ULYSSES

White primed finish



Key features:

- Available in white primed finish
- Primed
- MDF core

Sizing:

- Skirting: 3.6m x 145mm x 18mm (Sold in packs of four)
- Architrave: 90mm x 18mm

VICTORIANA

White primed finish



Key features:


- Available in white primed finish
- Primed
- MDF core

Sizing:

- Skirting: 3.6m x 180mm x 18mm (Sold in packs of four)
- Architrave: 100mm x 18mm

DOOR LINING SETS

Oak / walnut / white primed finish



Key features:

- Available in American white oak veneer / black walnut veneer / white primed finish
- Prefinished / primed
- Softwood core / MDF core

Sizing:

- Door lining set: 133mm / 108mm x 30mm (removable stop included)
- Fire-rated set includes 15mm x 4mm Lorient fire seal
- (Sets cover both sides of door)



dēanta

HARDWARE

We offer a range of stylish internal hardware to complement our doors. From handles to hinges and locks to latches, whatever your taste, we have something for you.

A ten year warranty applies to our hardware (handles and locks) for mechanical faults.

THE FEATURE DOOR COLLECTION ROSE AND LEVER HANDLES

ARCADIA Polished chrome finish **NEW**



This elegant, rose-mounted sprung door handle, finished in polished chrome, is perfectly suited to the clean, fresh lines of a modern home.

- 50mm diameter circular sprung rose
- Suitable for 35mm & 44mm depth doors
- Pair with any Feature door

AUGUSTUS Matt / polished chrome finish



The sleek Augustus door handle, mounted on a circular rose and finished in matt / polished chrome, is a stylish addition to the modern home.

- 50mm diameter circular sprung rose
- Suitable for 35mm & 44mm depth doors
- **FD30 BS-EN1634-1** 🔥

HERA Satin nickel / chrome finish **NEW**



The slender, elegantly curved Hera handle, mounted on a circular sprung rose, is neatly tapered and finished in an understated satin nickel / chrome polish.

- 50mm diameter circular sprung rose
- Suitable for 35mm & 44mm depth doors
- Pair with any Feature door

INVICTUS Matt satin black finish



Charmingly chunky, the Invictus door handle provides robustness to a rustic-style door, or fresh contrast to the graceful lines of a more delicate design.

- 50mm diameter circular sprung rose
- Suitable for 35mm & 44mm depth doors
- Pair with any Feature door

ARES Polished chrome finish **NEW**



Mounted on a circular sprung rose and finished in polished chrome, the Ares handle stands out in bright relief against Deanta's beautiful wood veneers.

- 50mm diameter circular sprung rose
- Suitable for 35mm & 44mm depth doors
- Pair with any Feature door

ARES Satin brass finish **NEW**



Mounted on a round rose, with a satin brass finish, the sprung Ares handle adds a touch of light warmth and style to any home.

- 50mm diameter circular sprung rose
- Suitable for 35mm & 44mm depth doors
- Pair with any Feature door

SPARTA Matt black finish **NEW**



Mounted on a circular sprung rose, the matt black Sparta handle is the perfect complement to any Deanta Door for the ultimate modern look.

- 50mm diameter circular sprung rose
- Suitable for 35mm & 44mm depth doors
- Pair with any Feature door

SPARTA Satin brass finish **NEW**



Finished in satin brass, the striking Sparta handle provides a touch of warmth and glamour to any home, whether modern or traditional.

- 50mm diameter circular sprung rose
- Suitable for 35mm & 44mm depth doors
- Pair with any Feature door

FORTUNA Satin finish



The twist-lever Fortuna handle, with its gentle curves, circular sprung rose, and satin finish, creates a contemporary look that will suit any interior style.

- 50mm diameter circular sprung rose
- Suitable for 35mm & 44mm depth doors
- **FD30 BS-EN1634-1** 🔥

HADRIAN Matt satin black finish



Mounted on a square rose and finished in matt satin black, the geometrically styled Hadrian handle will complement any modern interior design.

- 50mm diameter circular sprung rose
- Suitable for 35mm & 44mm depth doors
- **FD30 BS-EN1634-1** 🔥

PARGA Polished chrome finish **NEW**



The robust Parga handle, finished in polished chrome, is hard-wearing and resilient, with a modern simplicity to complement your chosen Deanta Door.

- 50mm diameter circular sprung rose
- Suitable for 35mm & 44mm depth doors
- Pair with any Feature door

VERITAS Polished chrome finish



With curved lines and polished chrome finish, the Veritas door handle creates a traditional look to suit any interior design style.

- 50mm diameter circular sprung rose
- Suitable for 35mm & 44mm depth doors
- **FD30 BS-EN1634-1** 🔥

THE URBAN DOOR COLLECTION ROSE AND LEVER HANDLES

ARGO Matt black finish



- The matt black Argo interior door handle, mounted on a rectangular sprung rose, is the perfect complement to any door from the Deanta Urban Collection.
- 35mm x 50mm slim sprung rose
 - Suitable for 35mm depth doors
 - Pair with any Urban door

ARGO Satin brass finish



- Featuring clean lines and satin brass finish, this version of the Argo door handle is the embodiment of bold simplicity.
- 35mm x 50mm slim sprung rose
 - Suitable for 35mm depth doors
 - Pair with any Urban door

ARGO Satin nickel / chrome finish



- A rectangular rose with a satin nickel / chrome finish lend an air of sophistication and understated style to the Argo interior door handle.
- 35mm x 50mm slim sprung rose
 - Suitable for 35mm depth doors
 - Pair with any Urban door

ARES Matt black finish



- This cylindrical black Ares handle, mounted on a rectangular sprung rose, is a delightful combination of smooth curves and sharp angles.
- 35mm x 50mm slim sprung rose
 - Suitable for 35mm depth doors
 - Pair with any Urban door

ARES Satin brass finish



- A bright satin brass finish highlights the elegant contrast of angle and curve in this stunning Ares door handle.
- 35mm x 50mm slim sprung rose
 - Suitable for 35mm depth doors
 - Pair with any Urban door

URBAN PULL HANDLE (PAIR) Matt black steel finish **NEW**



A pair of Urban pull handles, ergonomically designed and finished in matt black steel, for a touch of style in the home or office.

- x2 320mm x 60mm pull handles pair
- Suitable for 35mm depth doors
- Pair with any Urban door

JUNO Matt black finish



- The flat, round-cornered Juno handle is mounted on a simple rectangular rose, and the whole unit is finished in a deliciously smooth satin black.
- 35mm x 50mm slim sprung rose
 - Suitable for 35mm depth doors
 - Pair with any Urban door

JUNO Satin brass finish



- The Juno handle is mounted on a square rose and finished in a glorious satin brass that will add a warm glow to any room.
- 35mm x 50mm slim sprung rose
 - Suitable for 35mm depth doors
 - Pair with any Urban door



THE FEATURE DOOR COLLECTION PULL HANDLES **NEW**

D-PULL HANDLE (SINGLE) Satin stainless steel finish



Ideal for public buildings, this robust stainless-steel single D-Pull handle with satin finish is designed for longevity, durability, and high resistance to corrosion. Pair with our push plate.

- x1 65mm x 322mm pull handle
- Suitable for 35mm, 44mm & 54mm depth doors
- Pair with push plate

D-PULL HANDLE (PAIR) Satin stainless steel finish



Manufactured from stainless steel, the D-Pull handle pair features a stylish satin finish is designed for push / pull use.

- x2 65mm x 322mm pull handles
- Suitable for 35mm, 44mm & 54mm depth doors
- Pair with any Feature Door

GUARDSMAN PULL HANDLE (SINGLE) Satin stainless steel finish



At 60mm long, and made from marine-grade stainless steel, the ultra-practical Guardsman single pull handle is widely accessible and user friendly.

- x1 60mm x 300mm pull handle
- Suitable for 35mm, 44mm & 54mm depth doors
- Pair with push plate

GUARDSMAN PULL HANDLE (PAIR) Satin stainless steel finish



Manufactured from marine-grade stainless steel, these back-to-back-fixing pull handles are a popular choice.

- x2 60mm x 300mm pull handles
- Suitable for 35mm, 44mm & 54mm depth doors
- Pair with any Feature Door

MITRED PULL HANDLE (SINGLE) Polished stainless steel finish



With stainless steel finish and neatly mitred joints, this simple, modern-look pull handle is an ideal addition to any contemporary-style décor.

- x1 60mm x 322mm pull handle
- Suitable for 35mm, 44mm & 54mm depth doors
- Pair with push plate

MITRED PULL HANDLE (PAIR) Polished stainless steel finish



The angular style and polished stainless-steel finish of the mitred pull handle pair makes this model perfect for a contemporary look.

- x2 60mm x 322mm pull handles
- Suitable for 35mm, 44mm & 54mm depth doors
- Pair with any Feature Door

THE FEATURE DOOR COLLECTION KICK / PUSH PLATE **NEW**

KICK PLATE Satin stainless steel finish



- Available in widths of 500mm, 600mm, 650mm, 700mm, 750mm, 800mm, 900mm, this stainless-steel sheet attaches to the bottom of a door to protect it from damage.
- 150mm x multiple widths x 1.2mm
 - Suitable for 35mm & 44mm depth doors
 - Screws included

PUSH PLATE Satin stainless steel finish



This push plate is applied vertically to the lock stile of the door to prevent general wear and tear to the door. Pair it perfectly with a single feature door pull handle.

- 80mm x 350mm x 1.2mm
- Suitable for 35mm & 44mm depth doors
- Screws included

THE FEATURE DOOR COLLECTION SIGNAGE

SIGNS Steel finish



Fire door keep clear



Fire door keep shut



Pull sign



Push sign



Disabled pictogram



Male pictogram



Female pictogram



Unisex pictogram

- Clearly printed round signs, each measuring 76mm in diameter and finished in stainless steel. The perfect addition to any Feature Door.
- 76mm diameter steel signs
 - Suitable for 35mm & 44mm depth doors
 - Screws included



THE FEATURE DOOR COLLECTION HINGES, LOCKS & LATCHES

STEEL HINGES Mild steel finish



A pair of top quality door hinges in a mild steel finish. Available in a square or radius design. We recommend using 3 hinges on all our doors.

- 50mm x 76mm x 2mm square or radius
- BS EN 1935 ball bearing hinge
- Pair with any Feature door

STEEL HINGES Stainless steel finish



This pair of hard-wearing hinges are available in a radius or square design and is certfire-rated for FD30 fire doors. We recommend using 3 hinges on all our doors.

- 76mm x 102mm x 3mm square or radius
- BS EN Grade 13 ball bearing hinge
- Certifire-rated for FD30 fire doors 🔥

BATHROOM LOCK Satin nickel finish



A durable satin nickel finish three-lever mortice bathroom lock, available in radius or square design. Suitable for 35mm & 44mm depth doors. Pair with our Feature Door Collection. Tested to 200,000 cycles.

- 21mm x 150mm forend
- 63.5mm or 76.2mm body size
- 45mm or 58mm backset
- Certifire-rated for FD30 fire doors 🔥

SASH LOCK Satin nickel finish



A durable satin nickel finish three-lever mortice sash lock, available in radius or square design. Suitable for 35mm & 44mm depth doors. Pair with our Feature Door Collection. Tested to 200,000 cycles.

- 21mm x 150mm forend
- 63.5mm or 76.2mm body size
- 45mm or 58mm backset
- Certifire-rated for FD30 fire doors 🔥

LATCH Satin nickel finish



A durable satin nickel finish latch, available in radius or square design. Suitable for 35mm & 44mm depth doors. Pair with our Feature Door Collection handles.

- 25mm x 56mm x (63.5mm or 76.2mm)
- Tested to 200,000 cycles
- Standard non fire-rated latch

LATCH Satin nickel finish



A durable satin nickel finish latch, available in radius or square design. Suitable for 35mm & 44mm depth doors. Pair with our Feature Door Collection.

- 25mm x 56mm x (63.5mm or 76.2mm)
- Tested to 200,000 cycles
- Certifire-rated for FD30 fire doors 🔥

THE URBAN DOOR COLLECTION HINGES, LOCKS & LATCHES


STEEL HINGES Black steel finish



This boxed pair of black steel finish square or radius hinges are fully tested for durability, strength, and long-lasting finish. We recommend using 3 hinges on all our doors.

- 50mm x 76mm x 2mm square or radius
- BS EN 1935 single axes hinge
- Pair with any Urban Door

SLIM BATHROOM LOCK Black steel / stainless steel finish



The Slim Bathroom Lock is available in a choice of black steel or stainless steel finish. Suitable for 35mm & 40mm depth Urban Doors.

- 22mm x 240mm forend
- 45mm body size
- 35mm backset
- Striking plate and fixing screws included

SLIM LATCH Black steel / stainless steel finish



The Slim Latch is offered in black steel or stainless steel finish. Suitable for 35mm & 40mm depth Urban Doors.

- 22mm x 150mm forend
- 45mm body
- Striking plate and fixing screws included

CYLINDER LOCK Matt black / satin nickel finish



Finished in a pleasing matt black or satin nickel, this hard-wearing cylinder lock with key and knob is of the very highest quality and suitable for any of the Urban Doors.

- 15mm x 30mm key and knob lock
- Pair with any Urban Door
- Pair with slim euro profile sash lock

SLIM EURO PROFILE SASH LOCK Black steel / stainless steel finish



Designed for the Urban Doors, the Slim Euro Profile Sash Lock is available in a black steel or stainless steel finish. Pair with the cylinder lock in a matching finish.

- 22mm x 240mm forend
- 45mm body size
- 35mm backset
- Striking plate and fixing screws included

ROLLER CATCH Matt black finish



Finished in matt black steel the Urban Roller Catch pairs perfectly with the black Urban Pull Handle.

- 20mm x 89mm roller catch
- Suitable for 35mm depth doors
- Pair with any Urban Door

THE FEATURE DOOR COLLECTION THUMB-TURN LOCKS

ROUND THUMB-TURN LOCKS Matt / polished chrome finish



A round, contemporary-style thumb-turn lock in a matt / polished chrome finish, ideal for any modern bathroom Feature Door.

- 50mm diameter circular rose
- Suitable for 35mm & 44mm depth doors
- Pair with our bathroom lock

ROUND THUMB-TURN LOCKS Polished chrome finish



The polished chrome finish lends an enchanting sparkle to this round thumb-turn lock; perfect for any modern bathroom Feature Door.

- 50mm diameter circular rose
- Suitable for 35mm & 44mm depth doors
- Pair with our bathroom lock

ROUND THUMB-TURN LOCKS Satin nickel finish



A round thumb-turn lock in a shimmering satin finish, unequalled when it comes to a truly futuristic look.

- 50mm diameter circular rose
- Suitable for 35mm & 44mm depth doors
- Pair with our bathroom lock

ROUND THUMB-TURN LOCKS Satin nickel / chrome polish finish **NEW**



This round thumb-turn lock in two-tone finish is a superb complement to any satin nickel / chrome polish finish Feature Door Collection door handle.

- 50mm diameter circular rose
- Suitable for 35mm & 44mm depth doors
- Pair with our bathroom lock

ROUND THUMB-TURN LOCKS Satin brass finish **NEW**



This round thumb-turn lock in a beautiful satin brass finish is the perfect accessory for a minimalist-style décor.

- 50mm diameter circular rose
- Suitable for 35mm & 44mm depth doors
- Pair with our bathroom lock

ROUND THUMB-TURN LOCKS Matt black finish **NEW**



A round thumb-turn lock finished in matt black: a perfect match for any Feature Collection matt black door handles.

- 50mm diameter circular rose
- Suitable for 35mm & 44mm depth doors
- Pair with our bathroom lock

THE FEATURE DOOR COLLECTION ESCUTCHEONS **NEW**

ROUND ESCUTCHEONS Matt / polished chrome finish



The bright, polished chrome finish of these round escutcheons provides a lively lift to an internal Feature Door.

- x2 50mm diameter slim plates
- Suitable for any Feature Door
- Pair with sash lock

ROUND ESCUTCHEONS Polished chrome finish



The cool chrome finish of these round escutcheons will stand out in bold contrast against any Feature Door's dark veneer or paint.

- x2 50mm diameter slim plates
- Suitable for any Feature Door
- Pair with sash lock

ROUND ESCUTCHEONS Satin nickel finish



These round escutcheons in a subtle satin nickel finish add an additional touch of sophistication to any Deanta Feature Door.

- x2 50mm diameter slim plates
- Suitable for any Feature Door
- Pair with sash lock

ROUND ESCUTCHEONS Satin nickel / chrome polish finish



This perfectly crafted round escutcheon will complement any satin nickel / chrome door handle, in any contemporary interior.

- x2 50mm diameter slim plates
- Suitable for any Feature Door
- Pair with sash lock

ROUND ESCUTCHEONS Satin brass finish



These beautifully crafted round escutcheons bring to any room a sense of style, with the warm glow of a satin brass finish.

- x2 50mm diameter slim plates
- Suitable for any Feature Door
- Pair with sash lock

ROUND ESCUTCHEONS Matt black finish



A pair of round escutcheons in smooth matt black for a clean, chic finish to your Deanta Feature Door.

- x2 50mm diameter slim plates
- Suitable for any Feature Door
- Pair with sash lock

THE FEATURE DOOR COLLECTION THUMB-TURN LOCKS & ESCUTCHEONS

SQUARE THUMB-TURN LOCKS

Matt satin black finish



With its matt satin black finish, this square thumb-turn lock is a stylish addition to a contemporary bathroom Feature Door.

- 50mm x 50mm square rose
- Suitable for 35mm & 44mm depth doors
- Pair with our bathroom lock

SQUARE ESCUTCHEONS

Matt satin black finish

NEW




A pair of square escutcheons finished in gorgeous matt satin black, perfectly suited to any interior style, whether traditional or modern.

- x2 35mm x 50mm plates
- Suitable for 35mm & 44mm depth doors
- Pair with our bathroom lock

ROUND FLUSH THUMB-TURN LOCK

Matt black finish



Suitable for 35mm depth pocket doors, this round, flush thumb-turn lock pairs perfectly with Deanta's flush matt black handle.

- 57mm diameter circular rose
- Suitable for 35mm depth doors
- Pair with pocket door systems

ROUND FLUSH HANDLE

Matt black finish



A large, round, flush-fitting pull handle in matt black finish, suitable for any of our 35mm pocket or folding door systems.

- 57mm diameter circular rose
- Suitable for 35mm depth doors
- Pair with pocket or folding door systems

ROUND FLUSH THUMB-TURN LOCK

Satin chrome finish



On a 57mm circular rose, the flush-fitting thumb-turn lock in satin chrome finish is a great partner for our round, flush handles on any Deanta pocket door.

- 57mm diameter circular rose
- Suitable for 35mm depth doors
- Pair with pocket door systems

ROUND FLUSH HANDLE

Satin chrome finish



This large, flush-fitting handle, finished in satin chrome, is designed specially for any of Deanta's 35mm-depth pocket doors or folding systems.

- 57mm diameter circular rose
- Suitable for 35mm depth doors
- Pair with pocket or folding door systems

THE URBAN DOOR COLLECTION THUMB-TURN LOCKS AND ESCUTCHEONS

SLIM THUMB-TURN LOCKS

Satin nickel / chrome finish




This slim rectangular thumb-turn lock is finished in a satin nickel / chrome, and is the perfect addition to a modern bathroom door.

- 35mm x 50mm rectangle rose
- Suitable for any Urban Door
- Pair with slim bathroom lock

SLIM THUMB-TURN LOCKS

Satin brass finish



The simple, stark minimalism of this modern thumb-turn lock is softened, just a little, by its gorgeous satin brass finish.

- 35mm x 50mm rectangle rose
- Suitable for any Urban Door
- Pair with slim bathroom lock

SLIM THUMB-TURN LOCKS

Matt black finish




The slim thumb-turn lock in a black finish is a stunning example of geometric contrast, with a perfect circle mounted on a clean-cornered rectangular backboard.

- 35mm x 50mm rectangle rose
- Suitable for any Urban Door
- Pair with slim bathroom lock

SLIM ESCUTCHEONS

Satin nickel finish




This rectangular escutcheon, finished in cool satin nickel works wonderfully with any matching Urban Collection door handle for a super-stylish look.

- x2 35mm x 50mm slim plates
- Suitable for any Urban Door
- Pair with slim euro profile sash lock

SLIM ESCUTCHEONS

Satin brass finish



A pair of elegant escutcheons finished in bright satin brass to complement and enhance any of the Urban Collection beautiful brass handles.

- x2 35mm x 50mm slim plates
- Suitable for any Urban Door
- Pair with slim euro profile sash lock

SLIM ESCUTCHEONS

Matt black finish



Rectangular escutcheons designed for a mortice lock and finished in black for a perfect match with any of the Urban Collection stylish black door handles.

- x2 35mm x 50mm slim plates
- Suitable for any Urban Door
- Pair with slim euro profile sash lock

THE FEATURE DOOR COLLECTION HARDWARE PACKS

FEATURE THUMB-TURN LOCK KIT PACK

THIS INCLUDES:

- Any Feature Collection handle of your choice
- 50mm x 76mm x 3mm stainless steel square hinge 3pk set
- 3 lever mortice bathroom lock
- Thumb-turn (to match the handle finish of your choice)



Some pack elements are **CERTIFIRE-rated**, these are identified in red text. Please note this does not apply to the entire pack.

FEATURE THUMB-TURN LOCK KIT PACK - FIRE-RATED 🔥

THIS INCLUDES:

- Any Feature Collection handle of your choice
- 76mm x 102mm x 3mm stainless steel square hinge 3pk set
- 3 lever mortice bathroom lock
- Thumb-turn (to match the handle finish of your choice)

FEATURE LATCH KIT PACK

THIS INCLUDES:

- Any Feature Collection handle of your choice
- 50mm x 76mm x 3mm stainless steel square hinge 3pk set
- Square tubular latch

FEATURE LATCH KIT PACK - FIRE-RATED 🔥

THIS INCLUDES:

- Any Feature Collection handle of your choice
- 76mm x 102mm x 3mm stainless steel square hinge 3pk set
- Square tubular latch



DOOR STOPS & DOOR HOLDERS **NEW**

MAGNETIC DOOR HOLDER Satin stainless steel finish



With two different fixing positions on the magnetic strip, this stainless steel magnetic door holder can be mounted on the floor or wall.

- 51mm x 76mm floor & door mounted
- Magnetic strip holds
- Fixings included

COLLARED DOOR STOP Satin stainless steel finish



Designed for concrete or solid floors, this anti-corrosive cylinder doorstop acts as a buffer to prevent walls and doors from being damaged.

- 30mm x 40mm floor mounted door stop
- Rubber ring buffer - protects paintwork
- Fixings included

SLOPED DOOR STOP Satin stainless steel finish



A discreet floor-mounted doorstop, ideal for residential and commercial properties.

- 45mm x 25mm floor mounted door stop
- Rubber buffer and concealed fixing
- Fixings included

CYLINDER DOOR STOP Satin stainless steel finish



A wall-mounted stainless steel doorstop with rubber-ring buffer, perfect for protecting your walls and doors from damage.

- 30mm x 77mm wall mounted door stop
- Rubber ring buffer - protects paintwork
- Fixings included

OVAL DOOR STOP Satin stainless steel finish



Permanently attached to the floor by screw fixing, this unobtrusive stainless steel oval doorstop protects doors and walls from wear and tear.

- 46mm x 26mm floor mounted door stop
- Rubber buffer - protects paintwork
- Fixings included

10
YEAR
WARRANTY

THE FEATURE DOOR COLLECTION FIRE & ACOUSTIC SEALS

BATWING® PERIMETER SEAL PVC with elastomeric fins



1

An acoustic and smoke perimeter seal which minimises the opening and closing resistance of the door leaf due to its unique, curved fins. Flexible elastomeric fin material springs back to original shape to provide ongoing performance and durability in service. Installed at the head and jambs of single and double leaf doors.

- 10mm x 10mm x 2100mm
- Durability: minimum of 100,000 cycles
- Suitable for FD30 and FD60 Doors 🔥

LAS8001 SI DROP SEAL Aluminium with silicone rubber



2

Aluminium based drop seal for acoustic, smoke and energy containment. Features a high efficiency mechanism which lifts the seal clear of the floor as soon as the door is opened. Fitted onto single swing doors, for use on both right and left-handed doors.

- 10mm x 10mm x adjustable length
- Self-levelling on uneven surfaces
- Suitable for FD30 and FD60 Doors 🔥


DS ACOUSTIC, SMOKE & FIRE SEAL PVC with elastomeric fins



DS door seal offers the ultimate in acoustic, smoke and fire protection, with the added benefit of thermal containment. Its unique design means that whichever way round the product is installed, the seal can always be fitted in the correct place, maintaining the integrity of the acoustic and smoke seal at the ironmongery points.

- 15mm x 4mm x 2100mm
- Available in black and white finish
- Suitable for FD30 and FD60 Doors 🔥

DS FIRE SEAL / INTUMESCENT STRIP PVC encased sodium silicate



3

Our intumescent strips for fire doors offer fire protection where no smoke sealing is required. Combine a fire seal with a Batwing® seal for additional acoustic and smoke containment.

- 15mm x 4mm x 2100mm
- Available in a black or white finish
- Suitable for FD30 and FD60 Doors 🔥



10
YEAR
WARRANTY

PAS 24 SECURITY DOORSET INCLUDES:

-
- Overhead surface mounted door closer
 - Hardwood frames with fire, smoke and acoustic seals
 - Letterbox*
 - Deanta Certifire steel hinges
 - Seville Oak FD30 44mm door
 - Eye viewer*
 - Winkhaus handle
 - Winkhaus AV2 multi-point lock

*The PAS 24 doorset can be supplied without the letterbox and eye viewer if required.

PAS 24 DOORSET INCLUDES:



PAS 24 Security Doorsets

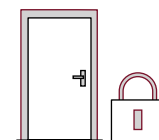
PAS 24 is a set of tests designed to assess the security of doors and windows against the effects of an opportunistic burglar. The tests involved consider the size of tool used and the time it would take to be noticed. To comply with current building regulations all new builds require doors and windows to have test evidence showing they have passed the security aspects of PAS 24.

This means that any company wanting to put their products into a new building must have passed the test first. At Deanta, we have not only tested our doorsets to PAS 24: 2016 but also to BS6375 parts 2 and 3 which involve testing the performance, operation and strength of the doorset to offer further reassurance to the end user.

PAS 24 doorsets are specifically designed for internal settings, such as apartments, student accommodation and assisted living. These entrance doorsets must be within a heated corridor and cannot be used as an external doorset.


We currently have the Seville Oak FD30 door available for our PAS 24 enhanced security doorset.

PAS 24 DOORSET TESTING INCLUDES:




Security Testing

The security has been successfully tested to PAS 24:2016 and BS6375 parts 2 and 3 satisfying Approved Document Q.



Smoke Testing

The smoke leakage performance has been tested to EN1634-3:2004 and restricted the smoke leakage at ambient temperatures under the required level.



Fire Testing

The PAS 24 doorset has been tested to EN1634-1:2014 and provides 30 minutes fire resistance.



Acoustic Testing

Provides up to 32dB sound reduction, the doorset exceeds the requirements of Approved Document E.

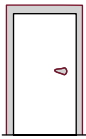




dēanta
— ARCHITECTURAL —

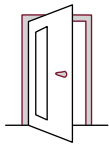
Premium flush doors available in nine finishes. Complete your door with an array of stylish aperture styles, five glazing options, hardware, skirting & architrave and fire and acoustic seals.

SIMPLY FOLLOW THESE STEPS FOR YOUR ARCHITECTURAL DOORS



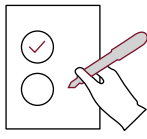
Step 1

Choose your door.
Select from a multitude of veneer options in numerous sizes.



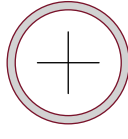
Step 2

Choose your aperture.
A range of aperture options are available for customisation.



Step 3

Choose your glazing type:
Standard / FD30 / FD60 clear, with frosted or FD30 wired options.



Step 4

Select your add-ons.
Choose from an array of skirting, architrave, seals, and door linings.

For more information go to deanta-architectural.co.uk or ask your stockist for a copy of the latest Deanta architectural brochure today.



Deanta Architectural Doors

Our Architectural range offers our customers an extensive choice of internal doors, aperture options and glazing types providing maximum flexibility when creating your ideal door.

All customisations to our doors - aperture cutting and glass fitting - are completed in our very own specialist Joinery & Glazing Centre in Cambridgeshire. This service allows us to significantly cut down the lead time for glazing, ensuring that project deadlines are met and the product is delivered with the exceptional quality that our customers have come to expect from Deanta.

Visit deanta-architectural.co.uk for more information.

Please note: All doors in the Architectural range feature 6mm lippings.

ARCHITECTURAL FLUSH DOOR RANGE



OAK



WALNUT



ASH



LIGHT GREY ASH



DARK GREY ASH



WHITE PRIMED

TO SEE THE FULL RANGE AVAILABLE GO TO [DEANTA-ARCHITECTURAL.CO.UK](https://deanta-architectural.co.uk)



Certification

Certifire is a UKAS accredited, independent third-party product certification scheme operated by Warringtonfire Testing and Certification Limited. FD30 doors certified to the Certifire scheme are clearly identified as such on each product page. Additionally, all of our fire doors are BM TRADA Q-Mark approved.

All of our prefinished Deanta Architectural doors are FSC® certified, guaranteeing the timber is harvested in a way that maintains forests' biodiversity, productivity and ecological processes.





Bespoke Doors

Your door. Your size. Your style. Our pleasure.

Our Feature Collection isn't the limit of what we can offer, for those renovations or builds that require unique specifications and extra attention to detail our bespoke service is the perfect option for you. Choose a bespoke size of any door in this brochure or design one yourself and our skilled craftsmen will bring your ideas to life.

Bespoke Fire Doors

We offer bespoke sizing across our range of fire doors, giving you the flexibility to find the right door to meet your specifications.

Get in touch with your local stockist to find out more information.

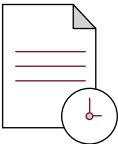


SIMPLY FOLLOW THESE STEPS FOR YOUR BESPOKE DOORS



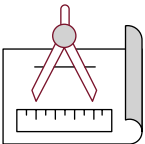
Step 1

Contact your local stockist with your bespoke door request.




Step 2

Once we receive your enquiry we will send a quotation and lead time to you.



Step 3

You will receive a technical drawing and once approved, your door will go into production and lead time is confirmed.



Step 4

Your bespoke doors are delivered direct to your home.

SIMPLY FOLLOW THESE STEPS FOR YOUR BESPOKE GLAZING

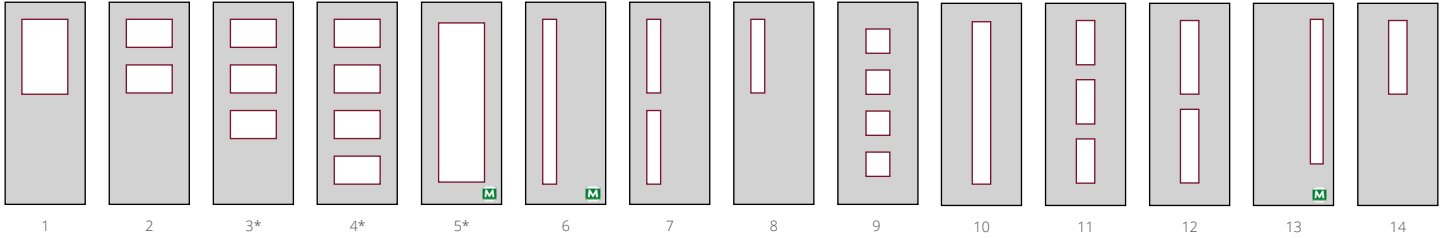
Step 1

Choose from a range of specially selected doors to glaze. Doors that can be customized are identified on each of the product pages.



Step 2

Choose your aperture size and configuration from below, available in standard or fire glass. Or alternatively get in touch for custom glazing designs.




*Options 3, 4 and 5 are not available with 60M fire-rated glass.



Step 3

Choose from a range of different glazing types, standard clear glazing / FD30 / FD60 clear, FD30 wired or frosted.



Bespoke Glazing

Bespoke glazing is available on a number of doors in our Feature Collection. Our simple design process allows you to choose from a selection of apertures ranging from large panels to smaller panes with a choice of clear, bevelled, frosted or fire-rated glass. All our doors are cut and glazed by our expert craftsmen in our glazing centre here in Cambridgeshire and delivered straight to your door.

Certification

We extensively test our product range through independent, third-party certification schemes. These accreditations are detailed below.

Glazing options

Choose from a range of different glazing types, standard clear glazing / FD30 / FD60 clear, FD30 wired or frosted. We are proud stockists of Pilkington fire-rated glass. We use Pyrodur® and Pyroshield™ glass in all our bespoke glazed fire doors. We can also supply 30 minute frosted fire-rated glass upon request. Please enquire with us if you would like a specific glazing design that is not listed opposite.




Bespoke Fire Door Glazing Certification

Our FD30 doors are certified to the Certifire scheme to provide peace of mind when purchasing from us. Certifire is a UKAS accredited, independent third-party product certification scheme operated by Warringtonfire Testing and Certification Limited. Additionally, all of our fire doors are BM TRADA Q-Mark approved.

A number of our aperture options are compliant with Approved Document M: Access to and use of buildings, Part K6. Compliant options are shown on the opposite page.





Symbol meanings on the doors

The plug to identify a Q-Mark accredited product will be located on the top of the door.

Outer colour – indicates the period of fire integrity e.g. 30 minutes of fire protection.

Deanta is an approved door leaf and/or frame manufacturer (only valid for FD30) which is indicated by the red inner colour.

The number located in the centre is the unique certified company number.



BM TRADA Q-Mark

The BM TRADA Q-Mark scheme is based on the recognised Product Certification Standard EN ISO/ICE 17065 and confirms that a product conforms to the requirements of an appropriate recognised product Scheme Technical Document. BM TRADA Q-Mark products feature a plug identifying them as such.

A BM TRADA Q-Mark Data Sheet will be provided with every purchase of a BM TRADA Q-Mark accredited door.

Fire Safety

Fire safety is at the core of our business. Because we manufacture all of our own doors, we can ensure that every single component, not only meets the required standards, but exceeds them. We invest heavily in research and development to provide you with the safest, most reliable fire door products on the market.

All our fire-rated products are extensively tested and accredited by third-party certification schemes. Every 30-minute fire door (FD30 doors) in our Feature Collection is certified by the BM TRADA Q-Mark and/or Certifire scheme. The relevant third-party certifications are indicated on the individual product pages of this brochure.

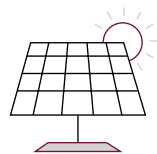


Certifire

Certifire is a UKAS accredited, independent third-party product certification scheme operated by Warringtonfire Testing and Certification Limited. FD30 doors certified to the Certifire scheme are clearly identified as such on each product page.

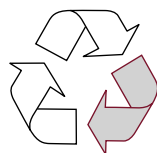
All Certifire accredited products carry a unique label on the top edge of the door. A Certifire CF5740 Data Sheet will be provided with every purchase of a Certifire accredited door.





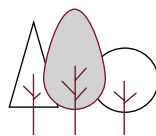
Self sustaining

Our solar panels create enough energy for our building to be self-sustainable for seven months every year.



Recyclable waste

We reduce our impact on the environment by recycling 98% of all our on-site paper and wood waste.



FSC® Certified products

We are certified by the Forest Stewardship Council® (FSC®) and responsibly source our products.



Our commitment to the environment

At Deanta strive to provide our customers with the best products without compromising on our commitment to quality; to ensure sustainability throughout our supply chain and take ownership of our environmental responsibilities. We are focused on reducing our carbon footprint, helping to protect our planet through recycling on-site paper and wood waste, establishing a positive impact on our society, economy, and the environment. At Deanta we have implemented many schemes to achieve this commitment.

At a time where there is continued depletion of natural resources it is our responsibility to ensure that we are using timber from forests that use best practice and recognised schemes to maintain forest biodiversity, productivity and ecological processes as well as protecting the rights of the local people.



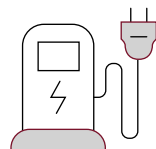
Reduced plastic

We use mains water dispensers to reduce the use of plastic bottles and help the environment.



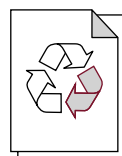
Sensor lighting

We have sensor lighting throughout our site to ensure that no power is wasted when not in use.



Electric charging points

Our site is fitted with electric charging ports to encourage the use of electric cars.



Recycled paper

We only print on FSC® certified recycled paper stocks where possible.



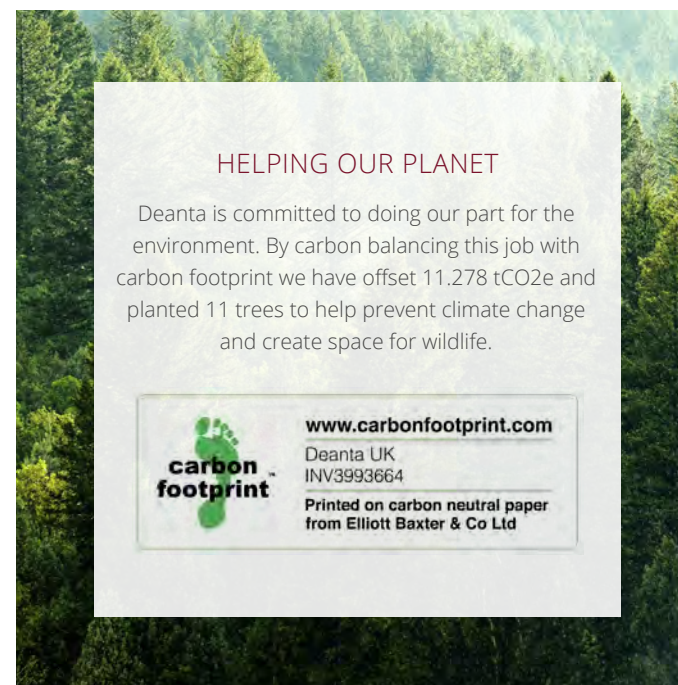
Bike to work scheme

We encourage our employees to take up the bike to work scheme.



Carbon neutral printing

All carbon emissions created by producing this print job will be offset through a recognised carbon offset project.



HELPING OUR PLANET

Deanta is committed to doing our part for the environment. By carbon balancing this job with carbon footprint we have offset 11.278 tCO₂e and planted 11 trees to help prevent climate change and create space for wildlife.



The mark of
responsible forestry

We are certified by the Forest Stewardship Council® (FSC®) and all of our prefinished products are certified by the Forest Stewardship Council® (FSC®) which is indicated on the individual product pages of our brochure. We are able to trace the timber to managed forests ensuring that we are providing products that are sustainably sourced, even for those which do not currently carry FSC® certification.

Important Information

We offer a limited ten year warranty on all our doors. Any Deanta door that warps* or splits will be covered by our warranty once the installation has met all guidelines. Please note colour variance in the wood is not considered a manufacturing fault as it is a natural product.

THE FOLLOWING MUST BE CARRIED OUT TO ENSURE THE BEST PERFORMANCE FROM YOUR DEANTA DOOR

- All doors must be examined immediately on receipt and prior to installation as claims or faults will not be accepted once the door has been installed or altered. This excludes manufacturing faults that occur after hanging.
- Doors must be stored horizontally on a clean, dry, flat and level surface.
- Doors must not be fitted in a house that is freshly plastered and doors should only be delivered to site after all wet trades are finished and sufficiently dried. A moisture reading taken by an engineer must be recorded.
- For doors to acclimatise, they should be left in the house prior to installation for at least seven days with the ambient temperature gradually increased over this period.
- Should a door require alteration, cutting or planing, it must be immediately revarnished to prevent moisture absorption which may lead to warping or splitting.
- Take no more than 32mm** off the width and height of doors in equal amounts on all edges.
- Planed edges of prefinished doors must be refinished using three coats of internal wood finish.
- Three coats of internal wood finish are required on unfinished doors and on any modifications to a prefinished door including the ironmongery and hinge cut-outs.
- We recommend the use of three hinges per door.
- We recommend varnish and lacquers that are suitable for interior joinery. If using oils please contact Deanta for recommended brands.
- Ten year warranty on hardware (handles and locks) refers to mechanical faults. General wear and tear from use is not covered by this warranty.

* Warp/bow/cup/twist (as set out in the relevant British Standard) shall not be considered a defect unless it exceeds 1/4 inch (6.35mm) in the plane of the door itself. Warp is any distortion in the door itself and does not refer to the relationship of the door to the frame or jamb in which it is hung.

** Refer to our website for details on trimming fire doors.

UNDER OUR WARRANTY, OUR LIABILITY IS LIMITED TO REPLACING THE DOOR AND NO LIABILITY IS ACCEPTED FOR ANY CONSEQUENTIAL COSTS. ALTERATION OF A DEANTA DOOR WILL VOID THE WARRANTY.

For more information on our warranty and for full terms and conditions please visit our website at: deantawood.co.uk/terms-conditions.

STOCKISTS

We have stockists throughout the UK. To find your nearest retailer please visit our website: deantawood.co.uk/stockists.